


## DT4BD Series R-410A High Efficiency Heat Pump 13 SEER Residential System 1.5 – 5 Ton Capacity

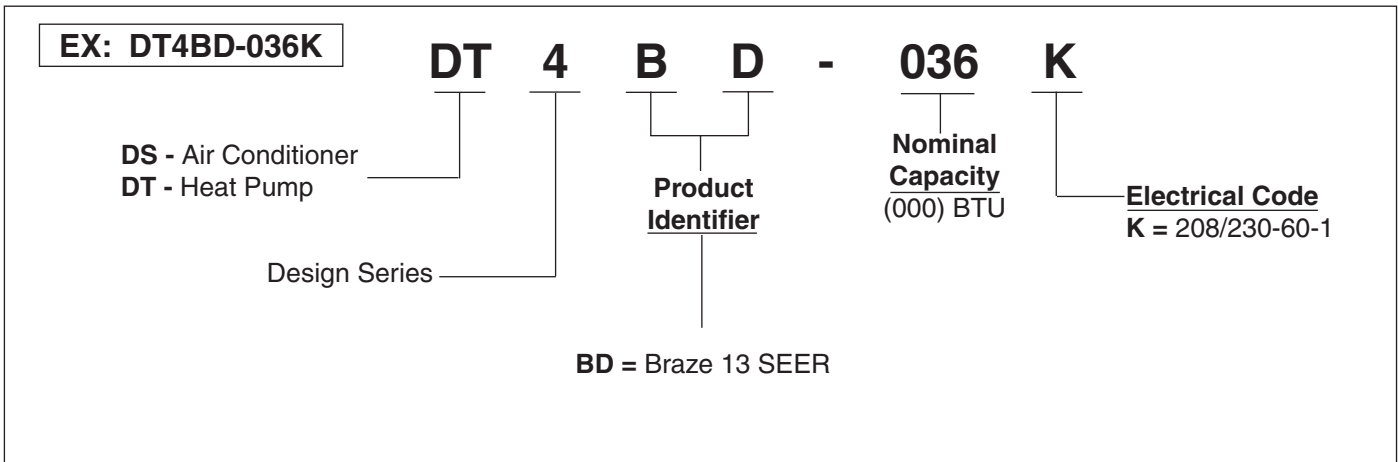
The DT4BD Series now offers the choice of a heat pump that uses a more efficient and environmentally friendly refrigerant designated R-410A. The DT4BD Series of heat pumps offers exceptional performance. The unit, when combined with our engineered coils or air handlers, offers a full line of quality, split system cooling and heating equipment. The DT4BD is rated at 13 SEER and 8.0 HSPF when matched with our air handlers. When matched with our variable speed air handler, or our variable speed blower kits, the DT4BD is rated up to 14 SEER and 8.5 HSPF.



### FEATURES and BENEFITS

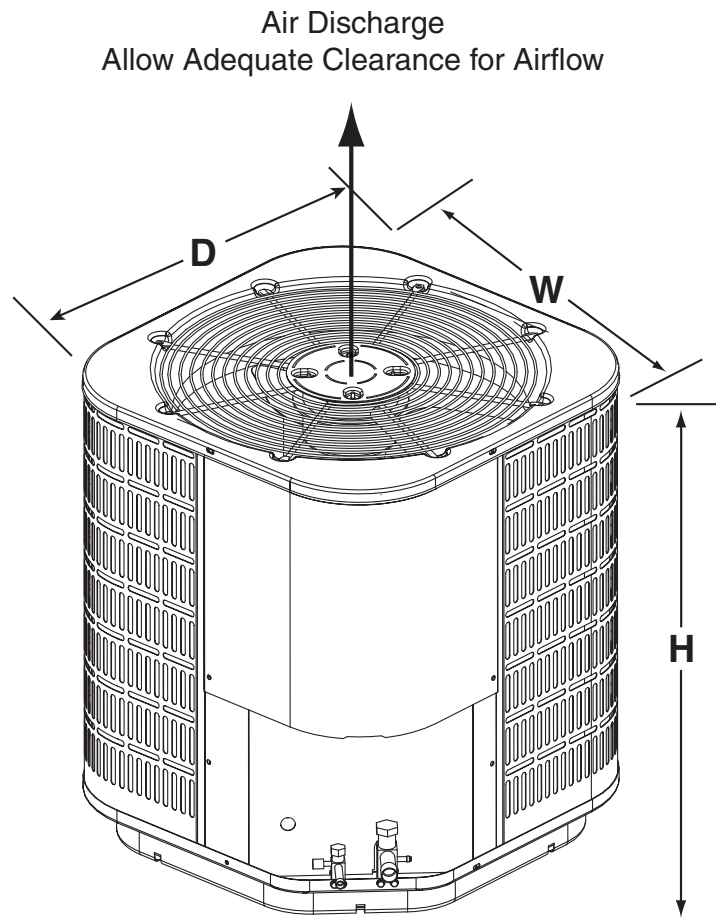
- **R-410A Refrigerant** – Earth friendly non-ozone depleting refrigerant.
- **Designed using galvanized steel** – with a polyester urethane coat finish. The 950 hour salt spray finish resists corrosion 50% better than comparable units.
- **Copper Tube / Aluminum Fin Coils** – Both indoor and outdoor coils are designed to optimize heat transfer, minimize size and cost, and increase durability and reliability.
- **Permanently Lubricated Motor** – A heavy duty PSC motor for long lasting reliability and quiet operation. Requires no maintenance and is completely protected from rain and snow.
- **Full Port Suction Valve** – Full port brass suction ball valve provides low pressure drop and ease of service. The valve is actuated by 1/4 turn full open to full close.
- **Louvered Condenser Guard** – Durable metal guard protects the coil from yard hazards and extreme weather.
- **Removable Top Grille Assembly** – Allows ease of service from the top without disconnecting fan motor leads.
- **High Pressure Switch** – Protects against abnormally high system pressures. Auto-reset feature prevents nuisance service visits.
- **Liquid Line Filter Drier** – Included with unit, field installed.
- **One Piece Top/Orifice** – Designed for maximum airflow and quiet operation.
- **Five Minute Restart Time Delay** – When the unit shuts down, a five minute delay keeps the unit from restarting, eliminating the highest cause for compressor failure.
- **Suction Accumulator** – Protection from liquid flood back and future compressor failures.
- **Hot Gas Muffler** – Reduces compressor noise and vibration.
- **2-1/2" Pedestal Base** – The sturdy base keeps the bottom of the coil out of harms way. Secondly, the base has weep holes along the edge to allow the water from rain to flow away from the unit.
- **Easy Compressor and Control Access** – Designed to make servicing easier for the contractor, access panels are provided to all controls and the compressor from the side of the unit.
- **5 Year Limited Parts Warranty** – The best in the industry and has proven to be a major benefit to the consumer.

## MODEL IDENTIFICATION CODES



## DIMENSIONS OUTDOOR SECTION

DT4BD	018K	024K	030K	036K	042K	048K	060K
H	30 1/2	34 1/2	38 1/2	42 1/2	38 1/2	42 1/2	42 1/2
W	30 1/2	30 1/2	30 1/2	30 1/2	30 1/2	30 1/2	30 1/2
D	30 1/2	30 1/2	30 1/2	30 1/2	30 1/2	30 1/2	30 1/2



# PHYSICAL AND ELECTRICAL SPECIFICATIONS / OUTDOOR UNITS

## 13 SEER — High Efficiency — Single Phase

Model Number DT4BD		018K	024K	030K	036K	042K	048K	060K	
Electrical Data	Volts-Cycles-Phase (1)	208/230-60-1	208/230-60-1	208/230-60-1	208/230-60-1	208/230-60-1	208/230-60-1	208/230-60-1	
	Total Amps	9.96	14.44	15.08	17.64	19.32	23.16	27.64	
	Delay Fuse Max. (2)	20	30	30	35	40	45	50	
	Min. Circuit Ampacity	12.2	17.8	18.6	21.8	23.8	28.6	34.2	
Condenser Data	Coil	Area	17.5	20.3	22.8	25.4	22.8	25.4	25.4
		Rows-FPI	1-20	1-20	1-20	1-20	2-16	2-16	2-16
		Tube Dia	3/8" O.D.	3/8" O.D.	3/8" O.D.	3/8" O.D.	3/8" O.D.	3/8" O.D.	3/8" O.D.
	Fan Motor	Type	PSC	PSC	PSC	PSC	PSC	PSC	PSC
		Amps	1.0	1.0	1.0	1.0	1.4	1.4	1.4
		Watts-HP	0.25	0.25	0.25	0.25	0.25	0.25	0.25
	Fan Blade	Dia-# Blades	24"- 2	24"- 2	24"- 2	24"- 2	24"- 2	24"- 2	24"- 2
		SCFM	3000	3200	3300	3400	3700	3800	3800
	Compressor Data	RLA	10	15	15.7	18.6	20	24.3	29.3
		LRA	48	58.3	73	79	112	117	134
Refrigerant suction line O.D.(all length of liquid line are 3/8" O.D.)	0-24 ft.	3/4"	3/4"	3/4"	7/8"	7/8"	7/8"	7/8"	
	25-39 ft.	3/4"	3/4"	3/4"	7/8"	7/8"	7/8"	1-1/8" (3)	
	40-75 ft.	3/4"	3/4"	3/4"	7/8"	7/8"	7/8"	1-1/8" (3)	
Refrigerant charge (R-410A) in ounces for outdoor unit, indoor unit and 15' lineset.		112	138	145	168	243	248	248	
Weight Approximate (lbs.)	Net	166	171	176	181	247	280	290	
	Ship	175	180	185	190	260	295	305	

(1) Operating Voltage Range: 187v min. — 253v max.

(2) HACR Type Circuit Breakers may be used.

(3) Requires 7/8" to 1-1/8" adapter from unit to line.

## ACCESSORIES - Condensing Unit

### Start Assist Kit - 912933

Provides additional starting torque for the compressor motor when operating with low line voltage or high operating temperatures.

### Snow Stand

Plastic-coated, molded wire stand which elevates units 7-1/4" above ground level.

**913145** - (024 through 048) Shipped six (6) per box.

### Outdoor Thermostat - 913235

Two-stage logic provides ability to lock out electric strips down to balance point and bring on in stages.

### Time Delay Relay Kit (TDR) - 911758

COPPER WIRE SIZE — AWG (1% Voltage Drop)				
Supply Wire Length-Feet				Supply Circuit Ampacity
200	150	100	50	
6	8	10	14	15
4	6	8	12	20
4	6	8	10	25
4	4	6	10	30
3	4	6	8	35
3	4	6	8	40
2	3	4	6	45
2	3	4	6	50

Wire Size based on N.E.C. for 60° type copper conductors.

# SYSTEM COOLING CAPACITIES

## 13 SEER — High Efficiency — Single Phase

Outdoor Unit Model Number DT4BD-	Indoor Unit Model Number C5B(A,H)-	Cooling Capacity Btuh	SEER	EER	Heating Capacity BTUH @ 47°F	HSPF	Nominal SCFM	Required Indoor Orifice
018K	(0,X)24(U,C)-A	18,000	13.0	11.0	18,000	8.0	650	.050
024K	(0,X)24(U,C)-(A,B)	23,600	13.0	12.6	23,600	8.0	750	.055
030K	(0,X)30(U,C)-(A,B)	29,400	13.0	12.0	30,000	8.0	850	.065
036K	(0,X)36(U,C)-B	35,400	13.0	11.8	36,000	8.0	1200	.073
042K	(0,X)42(U,C)-B	39,600	13.0	11.7	41,000	8.0	1400	.077
048K	(0,X)48/49(U,C)-(B,C)	48,000	13.0	12.0	48,000	8.0	1600	.080
060K	(0,X)60(U,C)-C	59,500	13.0	11.7	58,000	8.0	1750	.089

Outdoor Unit Model Number DT4BD-	Indoor Unit Model Number B5B(M,V)-	Cooling Capacity Btuh	SEER	EER	Heating Capacity BTUH @ 47°F	HSPF	Nominal SCFM	Required Indoor Orifice
018K	(0,X)24K-A	18,000	13.0	11.0	18,000	8.0	650	.050
024K	(0,X)24K-(A,B)	23,600	13.0	12.6	23,600	8.0	750	.055
030K	(0,X)30K-(A,B)	29,400	13.0	12.0	30,000	8.0	850	.065
036K	(0,X)36K-B	35,400	13.0	11.8	36,000	8.0	1200	.073
042K	(0,X)42K-B	39,600	13.0	11.7	41,000	8.0	1400	.077
048K	(0,X)48/49K-C	48,000	13.0	12.0	48,000	8.0	1600	.080
060K	(0,X)60K-C	59,500	13.5	11.7	58,000	8.0	1750	.089

## 14 SEER — High Efficiency — Single Phase

Outdoor Unit Model Number DT4BD-	Indoor Unit Model Number C5B(A,H)-	Cooling Capacity Btuh	SEER	EER	Heating Capacity BTUH @ 47°F	HSPF	Nominal SCFM	Required Indoor Orifice
018K	(0,X)24(C,U)-B+VSB-B	18,400	14	12.9	18,000	8.0	600	0.050
024K	(0,X)24(C,U)-B+VSB-B	24,000	14	13.4	23,200	8.5	750	0.055
030K	(0,X)30(C,U)-B+VSB-B	29,600	14	12.9	29,600	8.5	900	0.065
036K	(0,X)36(C,U)-B+VSB-B	35,800	14	12.6	37,800	8.5	1180	0.073
042K	(0,X)48/49(C,U)-C+VSB-C	41,500	14	13.5	41,500	8.5	1400	0.077
048K	(0,X)48/49(C,U)-C+VSB-C	48,500	14	13.0	47,500	8.5	1600	0.080
060K	(0,X)60(C,U)-C+VSB-C	59,500	13.5	12.0	57,500	8.5	1700	0.089

Outdoor Unit Model Number DT4BD-	Indoor Unit Model Number B5VM-	Cooling Capacity Btuh	SEER	EER	Heating Capacity BTUH @ 47°F	HSPF	Nominal SCFM	Required Indoor Orifice
018K	(0,X)24K-B	18,400	14	12.9	18,000	8.0	600	0.050
024K	(0,X)24K-B	24,000	14	13.4	23,200	8.5	750	0.055
030K	(0,X)30K-B	29,600	14	12.9	29,600	8.5	900	0.065
036K	(0,X)36K-B	35,800	14	12.6	37,800	8.5	1180	0.073
042K	(0,X)48/49K-C	41,500	14	13.5	41,500	8.5	1400	0.077
048K	(0,X)48/49K-C	48,500	14	13.0	47,500	8.5	1600	0.080
060K	(0,X)60K-C	59,500	13.5	12.0	57,500	8.5	1700	0.089

All ratings are with time delay relay.

See current ARI Directory for certified combinations and ratings.



057C-0907 (Replaces 057C-0707)

Before purchasing this appliance, read important energy cost and efficiency information available from your retailer. Specifications and illustrations subject to change without notice and without incurring obligations.