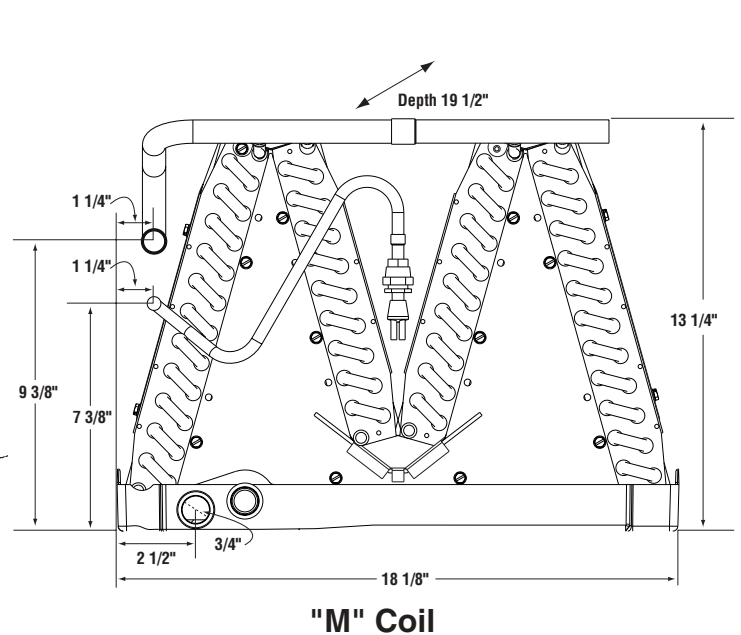
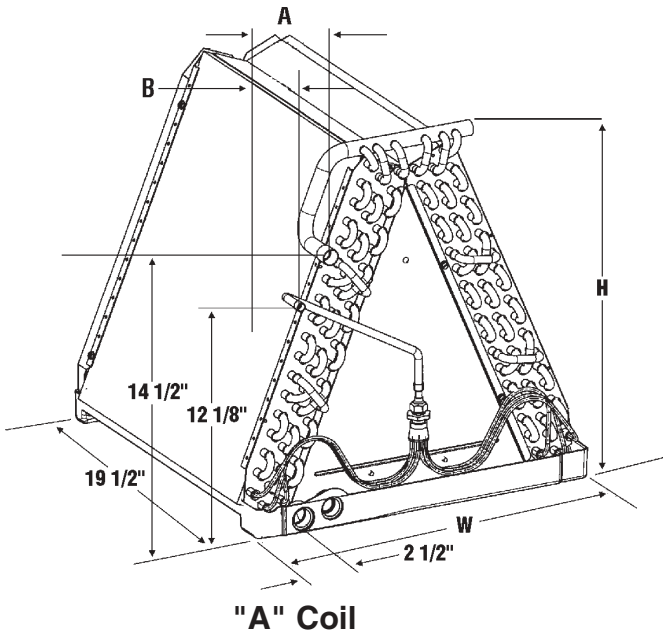
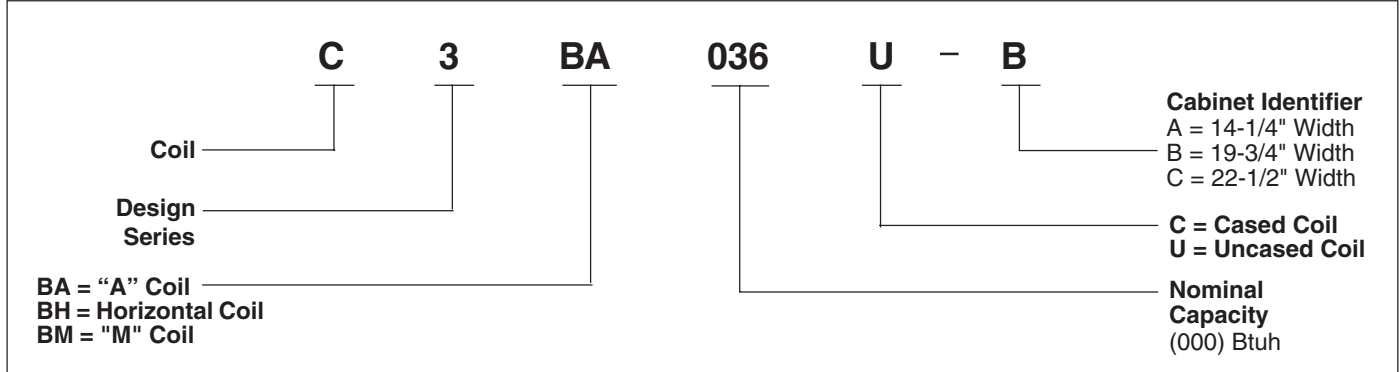


TECHNICAL SPECIFICATIONS



C3 Residential Indoor Coils

MODEL IDENTIFICATION CODE



COIL DATA TABLES

Model	C3BA, C3BH & C3BM	024-A (2)	030-A (2)	036-A (2)	043-A	030-B	036-B (2)	C3BM 036-B	042-B (2)	048-B (2)	050-B (3)	048-C	060-C (2)	
Face Area (ft ²)		2.75	4.18	4.18	5.12	4.18	4.18	5.04	4.18	4.18	5.58	4.18	5.58	
Rows		2	2	2	2	2	2	2	3	3	3	3	3	
Fins per inch		12	15	15	16	12	15	12	10	12	12	12	14	
Refrigerant Flow Control		Fixed Orifice												
Orifice Size (1)		0.060/0.051*	0.063	0.067/0.063**	0.080	0.063	0.067	0.067	0.075	0.080	0.082***	0.080	0.093	
Nominal Airflow (cfm)		800	1125	1200	1500	1125	1200	1350	1400	1500	1500	1500	1800	
Pressure drop at nominal airflow (in w.c.)		0.12	0.30	0.21	0.30	0.15	0.21	0.30	0.30	0.30	0.30	0.30	0.30	
Dimensions:														
Inches	W (width)	12 3/4	12 3/4	12 3/4	12 3/4	18 1/8	18 1/8	18 1/8	18 1/8	18 1/8	18 1/8	21 1/16	21 1/16	
	H (height)	13	18 7/8	18 7/8	24 3/4	18 7/8	18 7/8	13 1/4	18 7/8	18 7/8	24	18 7/8	24 3/4	
	A (suction)	2 3/8	2 3/8	2 3/8	2 3/8	2 3/8	2 3/8	1 1/4	2 3/8	2 3/8	2 3/8	2 3/8	2 3/8	
	B (liquid)	1 3/8	1 3/8	1 3/8	1 3/8	1 3/8	1 3/8	1 1/4	1 3/8	1 3/8	1 3/8	1 3/8	1 3/8	
Connections:	Liquid Line	3/8	3/8	3/8	3/8	3/8	3/8	3/8	3/8	3/8	3/8	3/8	3/8	
	Suction Line	3/4	3/4	3/4	3/4	3/4	3/4	3/4	3/4	3/4	7/8	3/4	7/8	
Horizontal Kit		914633	917492	917492	914634	917492	917492	n/a	917492	917492	914634	914633	914634	

(1) Orifice size shown is for 10 SEER rating with FS3BA outdoor unit.

(2) Available as C3BH.

(3) Available as cased coil only.

* Orifice size shown is for 10 SEER 1-1/2 Ton.

** Orifice size shown is for 10 SEER 2-1/2 Ton.

*** Orifice size shown is for 12 SEER 4 Ton.

COIL DATA TABLES (continued)

C3 & C3BH Series Cased Coil Dimensions

Cabinet Identifier			Overall		Top Opening	Bottom Opening	Horizontal Drain Pan Extension
			W	H	A	B	C
C3BA	A	024	14 1/4	20	12 7/8	8	N/A
C3BH	A	030-036	14 1/4	20	12 7/8	8	*6 1/2
C3BA	A	030-036	14 1/4	26	12 7/8	8	N/A
C3BH	A	043	14 1/4	26	12 7/8	8	3 1/2
C3BA	B	030-048	19 3/4	20	18 3/8	11	*6 1/2
C3BH	B	036-048	19 3/4	26	18 3/8	11	N/A
C3BA	B	050	19 3/4	26	18 3/8	11	3 1/2
C3BA	C	048	22 1/2	20	21 1/8	14	*6 1/2
C3BH	C	060	22 1/2	26	21 1/8	14	3 1/2

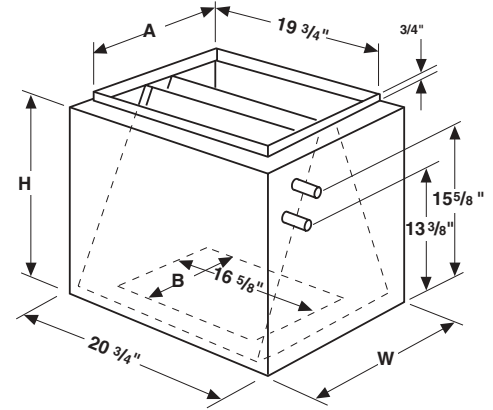


Figure 1. C3BA Cased Coil

See Figures 1 and 2.

NOTE: C3BH available in 024-A, 030-A, 036-A, 036-B, 042-B, 048-B and 060-C.

* This dimension only applicable when horizontal drain pan extension is used on standard coils.

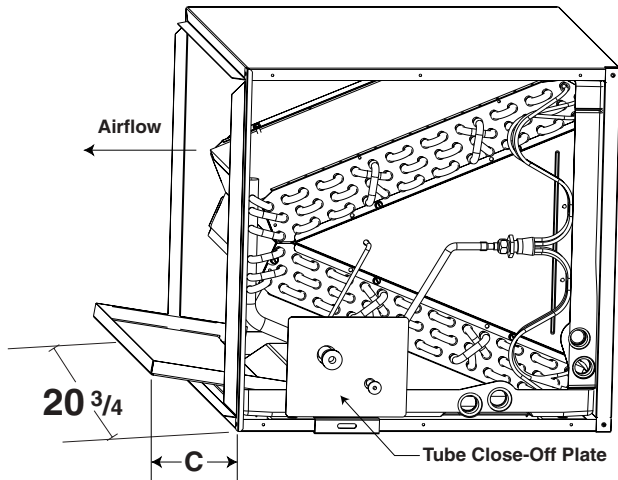


Figure 2. C3 Horizontal Left Configuration with Drain Pan Extension

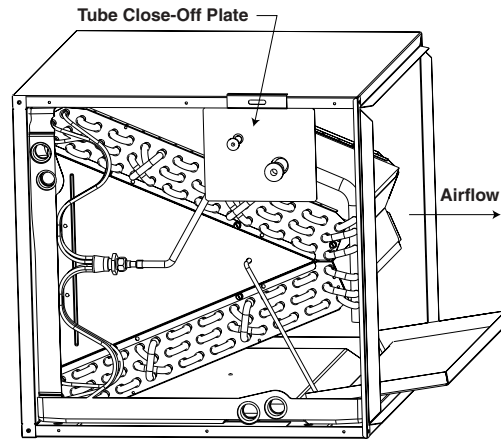


Figure 3. C3 Horizontal Right Configuration with Drain Pan Extension

Drain Pan—Bottom View

Dimension	"A" Cabinet 24-43	"B" Cabinet 30-50	"C" Cabinet 60
W	12 3/4	18 1/8	21 1/16
B	8	11	14

See Figure 4.

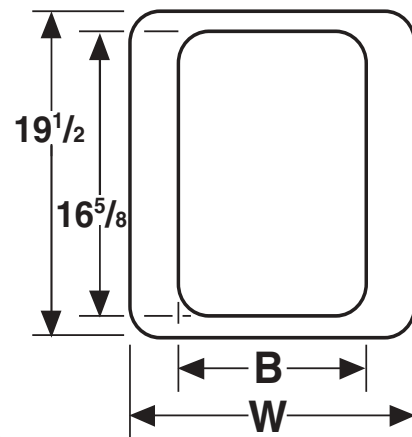


Figure 4. Drain Pan Dimensions



CERTIFICATION APPLIES ONLY WHEN THE COMPLETE SYSTEM IS LISTED WITH ARI

