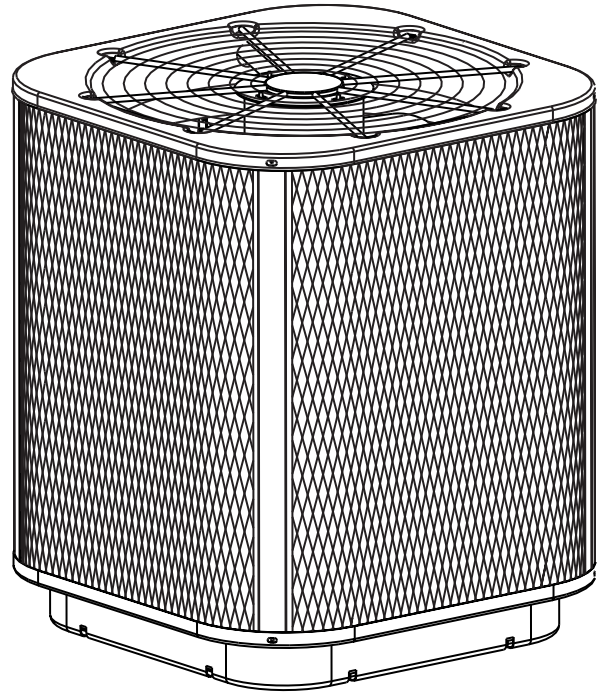


**MS3(B,Q)A Series  
High Efficiency Air Conditioner  
10 SEER  
1-1/2 – 5 Ton Capacity**

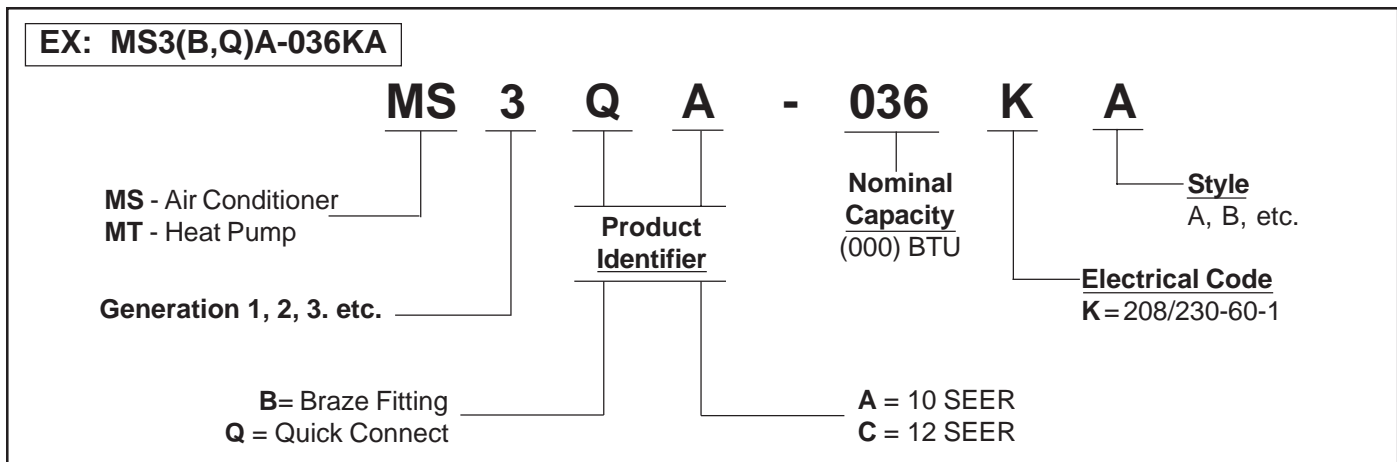
The MS3(B,Q)A Series of air conditioners offers exceptional performance from a small, compact package. The unit, when combined with our engineered coils, offers a full line of quality, split system cooling equipment.

**FEATURES and BENEFITS**

- **Designed using galvanized steel** – With a polyester urethane finish. The 950 hour salt spray finish resists corrosion 50% better than comparable units.
- **Copper Tube / Aluminum Fin Coils** – Both indoor and outdoor coils are designed to optimize heat transfer, minimize size and cost, and increase durability and reliability.
- **Permanently Lubricated Motor** – A heavy duty PSC motor for long lasting reliability and quiet operation. Requires no maintenance and is completely protected from rain and snow.
- **Full Service Valves** – These brass valves are easily accessible and simplify servicing of the refrigeration system. Quick connect models also available.
- **Plastic Mesh Hail Guard** – A guard that will never rust and protects the units coil from damage.
- **Removable Top Grille Assembly** – Allows ease of service from the top without disconnecting fan motor leads.
- **One Piece Top/Orifice** – Designed for maximum airflow and quiet operation.
- **2-1/2" Pedestal Base** – The sturdy base keeps the bottom of the coil out of harms way. Secondly, the base has weep holes along the edge to allow the water from rain to flow away from the unit.
- **Easy Compressor and Control Access** – Designed to make servicing easier for the contractor, access panels are provided to all controls and the compressor from the side of the unit.
- **1 Year Limited All Parts Warranty/5 Year Compressor Warranty** – Has proven to be a major benefit to the consumer.



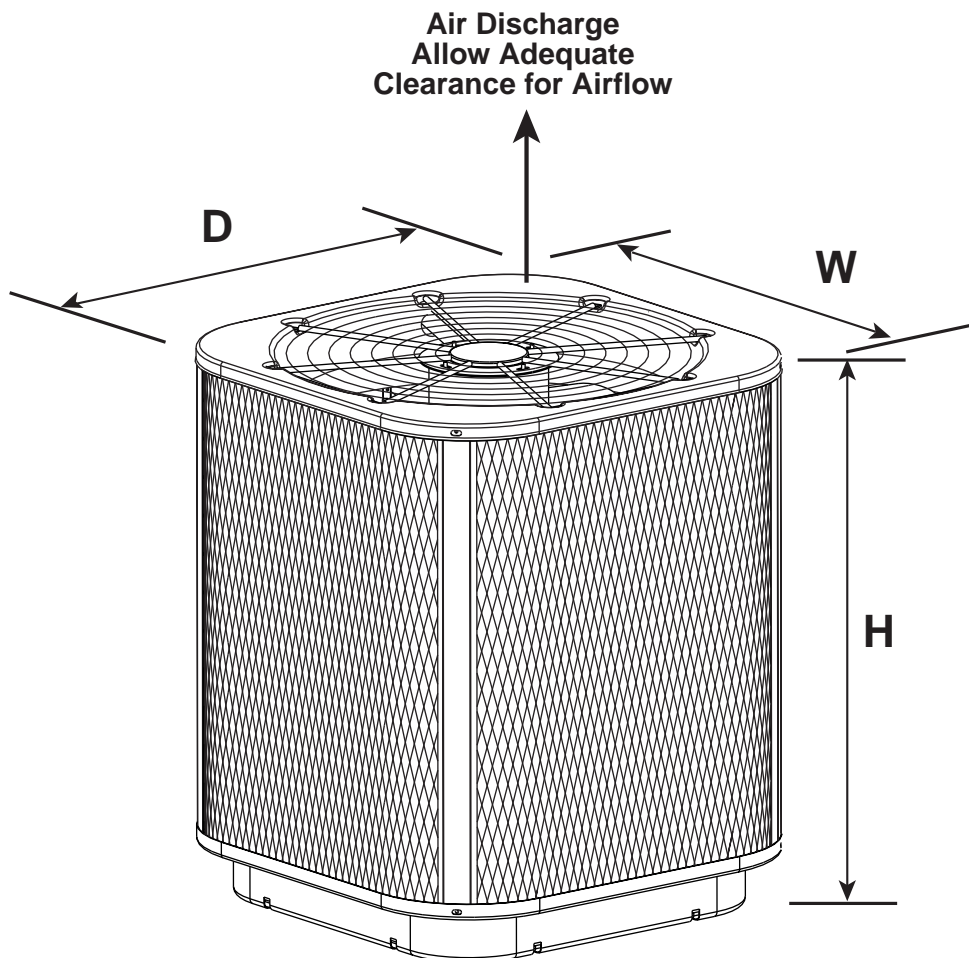
## MODEL IDENTIFICATION CODES



## DIMENSIONS OUTDOOR SECTION

Capacity	018KA*	024KA	030KA	036KA	042KA	048KA	060KB
H	22-1/2	22-1/2	22-1/2	22-1/2	30-1/2	34-1/2	30-1/2
W	22-1/2	22-1/2	22-1/2	22-1/2	22-1/2	22-1/2	30-1/2
D	22-1/2	22-1/2	22-1/2	22-1/2	22-1/2	22-1/2	30-1/2

\* Braze only (1.5 TON)



# PHYSICAL AND ELECTRICAL SPECIFICATIONS / OUTDOOR UNITS

## 10 SEER — High Efficiency — Single Phase

Model No. MS3(B,Q)A-		018KA	024KA	030KA	036KA	042KA	048KA	060KA	060KB	
<b>Electrical Data</b>	Volts-Cycles-Phase (1)	208/230-60-1	208/230-60-1	208/230-60-1	208/230-60-1	208/230-60-1	208/230-60-1	208/230-60-1	208/230-60-1	
	Total Amps	9.2	10.5	14.8	15.9	18.1	19.6	26.5	28.5	
	Delay Fuse Max. (2)	15	20	30	30	35	40	50	60	
	Min. Circuit Ampacity	11.4	12.9	18.2	19.7	22.4	24.2	32.7	35.3	
<b>Component Data</b>	Coil	Area	8.3	8.3	8.3	8.3	11.5	14.8	20.2	17.7
		Rows-FPI	1-14	1-14	1-18	1-22	1-20	1-18	1-22	1-22
		Tube Dia.	3/8 O.D.	3/8 O.D.	3/8 O.D.	3/8 O.D.	3/8 O.D.	3/8 O.D.	3/8 O.D.	3/8 O.D.
	Fan Motor	Type	PSC	PSC	PSC	PSC	PSC	PSC	PSC	PSC
		Amps	0.67	0.67	1.13	1.13	1.13	1.4	1.5	1.5
		HP	1/10	1/10	1/8	1/8	1/8	1/4	1/4	1/4
	Fan Blade	Di.-#Blades	18 in. - 3	18 in. - 3	18 in. - 3	18 in. - 3	18 in. - 3	18 in. - 4	24 in. - 3	24 in. - 3
		SCFM	2100	2100	2500	2500	2500	3000	4000	4000
	Compressor Data*	RLA	8.6	9.8	13.7	14.8	17.0	21.8	25.0	27.0
		LRA	49	56	75	96	105	131	150	144
Refrigerant Suction Line-Length/O.D. (Liq. Line All Lengths - 3/8" O.D.)	0-24 ft.	5/8" (3)	5/8" (3)	3/4"	3/4"	3/4"	7/8"	7/8"	7/8"	
	25-39 ft.	5/8" (3)	3/4"	3/4"	3/4"	7/8" (4)	7/8"	1-1/8"(5)	1-1/8" (5)	
	40-75 ft.	3/4"	3/4"	3/4"	7/8" (4)	7/8" (4)	7/8"	1-1/8"(5)	1-1/8" (5)	
Refrigerant Charge R-22 Ounces	(Outdoor unit, Indoor Unit 15' Line Set)	63	64	68	69	87	115	122	114	
Weight Approximate (lbs.)	Net	116	118	124	128	133	166	194	190	
	Ship	122	124	130	134	140	162	206	202	

\* Values shown are most severe and may vary slightly depending on the make of the compressor supplied.

(1) Operating Voltage Range: 198v min. — 253v max.

(2) HACR Type Circuit Breakers or Time Delay Fuse.

(3) Requires 3/4" to 5/8" reducer from unit to line.

(4) Requires 7/8" to 3/4" reducer from line to unit.

(5) Requires 7/8" to 1-1/8" reducer from line to unit.

COPPER WIRE SIZE — AWG				
(1% Voltage Drop)				
Supply Wire Length-Feet				Supply Circuit
200	150	100	50	Ampacity
6	8	10	14	15
4	6	8	12	20
4	6	8	10	25
4	4	6	10	30
3	4	6	8	35
3	4	6	8	40
2	3	4	6	45
2	3	4	6	50

Wire Size based on N.E.C. for 60° type copper conductors.

# SYSTEM HEATING & COOLING CAPACITIES

## 10 SEER — High Efficiency — Single Phase

Outdoor Unit	With This Coil				
Model Number MS3(B,Q)A-	Coil C3(Q,D,B)A	Cooling Btuh	SEER	Nominal CFM	Required Orifice Size
018KA	024C/U-A (2)	18,000	10	675	.051 (1)
024KA	024C/U-A (2)	22,800	10	900	.060
030KA	030C/U-B	28,600	10	1125	.063
030KA	036C/U-A (2)	29,000	10	1125	.063 (1)
036(C,K)A	036C/U-B (2)	34,600	10	1350	.067
036KA	036C/U-A (2)	34,000	10	1150	.067
042KA	042C/U-B	40,000	10	1500	.075
048(C,K)A	048C/U-B (2)	46,000	10	1500	.080
048(C,K)A	048C/U-C	46,000	10	1500	.080
060(C,K)B	060C/U-C (2)	58,000	10	1800	.093

(1) Field supplied

See current ARI Directory for certified combinations and ratings.

Outdoor Unit	With This Air Handler				
Model Number MS3(B,Q)A-	Air Handler GB3B(M,V)-	Cooling Btuh	SEER	Nominal CFM	Required Orifice Size
018KA	024K-A	18,000	10	675	.051 (1)
024KA	024K-A	23,000	10	900	.060
030KA	030K-A	28,600	10	1125	.063
030KA	030K-B	28,600	10	1125	.063
036(C,K)A	036K-B	34,600	10	1350	.067
042KA	042K-B	40,000	10	1500	.075
048(C,K)A	048K-B	46,000	10	1600	.080
060(C,K)B	060K-C	57,000	10	1700	.093

(1) Supplied with indoor section.

(2) Also available as C3BH Horizontal Case Coil

See current ARI Directory for certified combinations and ratings.

## ACCESSORIES - Condensing Unit

### Start Assist Kit - 912933

Provides additional starting torque for the compressor motor when operating with low line voltage or high operating temperatures.

We Encourage  
Professionalism



Through Technician  
Certification by NATE



CERTIFICATION APPLIES  
ONLY WHEN THE  
COMPLETE SYSTEM  
IS LISTED WITH ARI



931A-1003 (Replaces 931A-1200)