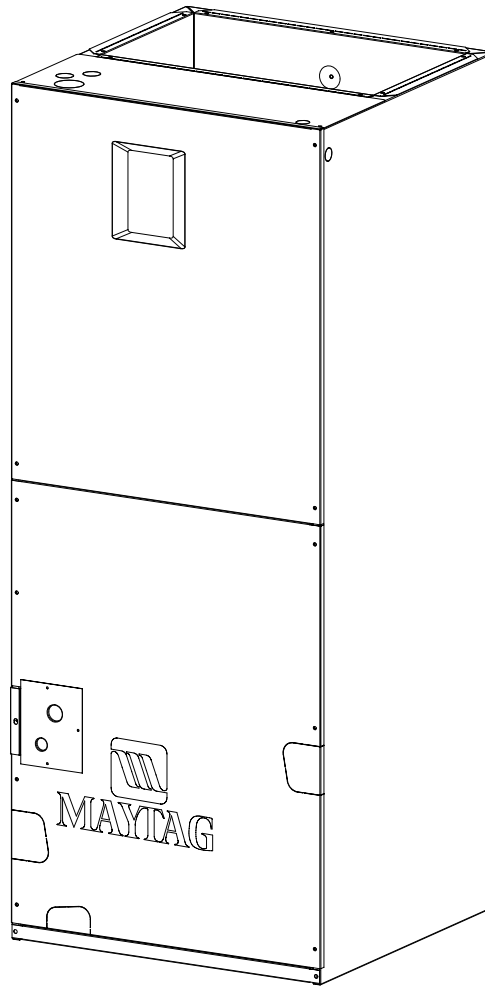




TECHNICAL SPECIFICATIONS

Model PAH4VMX



M1010 Product Line

**R-410A Variable Speed Air Handler with TXV
15 Plus SEER Residential System**

- **10 YEAR WARRANTY**
- **WORRY-FREE PERFORMANCE**

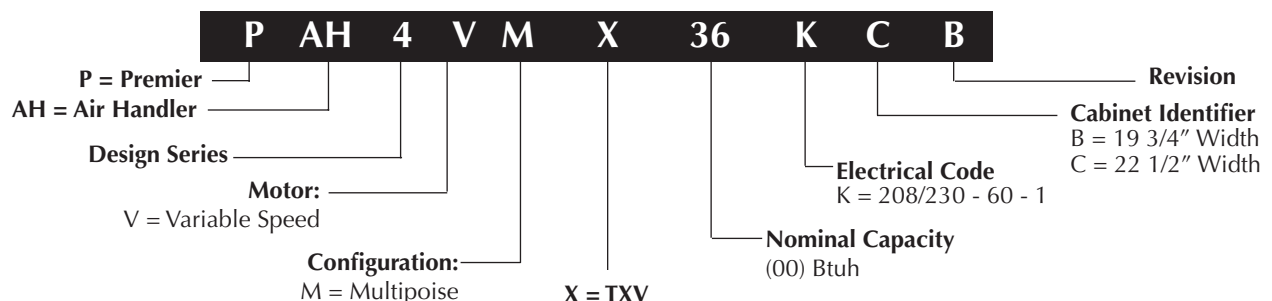


The PAH4VMX Series of air handlers, when combined with our heat pump or air conditioner, offers a full line of quality, split system heating and cooling equipment.

Features and Benefits

- **10 Year Limited All Parts Warranty and 10 Year Labor Warranty** - Proven to be a major benefit to the consumer.
- **Increased Efficiencies**-Air conditioning and heat pump efficiencies up to 16 SEER and 8.5 HSPF.
- **ECM Variable Speed Motor** - new technology allows for 12 selected cooling airflows and 4 heating airflows to match any application.
- **Quiet Blower Operation** - Extra quiet and smooth blower on and off cycles.
- **Constant airflow** - Motor automatically adjusts to different static loads.
- **Pre-programmed delay profile** - Increase efficiency and comfort.
- **Reduced air stratification** - This results in improved air quality by optimizing humidity removal and filtration capabilities.
- **Multi-poised** - Can be used in horizontal, upflow, downflow and vertical applications.
- **Built in Filter Rack** - makes the air handler easy to service.
- **Plug-in Heater Kits** - Available in 5 kw through 30 kw
- **Breaker Accessibility** - Breaker accessible from the front of the unit when heater is applied.
- **Plastic Drain Pan** - Provides corrosion resistance.
- **Durable Cabinet** - Galvanized steel with a polyurethane finish. The finish will endure 950 hours of salt spray and resist corrosion 50% better than comparable units.
- **Circuit Board** - Incorporating blower delay relay, low voltage terminal strip, and heat-strip sequencing.
- **Ease-of-Service** - Plug-in wire connections and built-in filter rack makes the air handler easy to service.
- **No Fasteners on Sides or Back** - Smooth surfaces for installations.
- **Thermal Expansion Valve** - Factory installed externally equalized thermal expansion valve provides precise refrigerant control under varying load conditions.
- **Cabinet Insulation** - 1" insulation with an R-value of 4.2 contributes to quiet operation and prevents cabinet sweating in difficult applications.

IDENTIFICATION CODE



ACCESSORIES

Accessory Kit Description		Order Number
Downflow	B	919321
Adaptor Kit	C	919322
Single Circuit Adaptor Kit		913874
Humidistat		913769

240v Single Phase Electric Heat Kits

Nominal KW	Matched Units				Order Number	
	24-B	36-B	48-C	60-C	With Circuit Breakers	Without Circuit Breakers
5	X	X	X	X	904407	904406
8	X	X	X	X	904409	904408
10	X	X	X	X	904412	904411
15	X	X	X	X	904414	n/a
20	X	X	X	X	904416	n/a
25	n/a	n/a	X	X	904417	n/a
30	n/a	n/a	X	X	904418	n/a

SPECIFICATIONS

Model PAH4VMX	24B	36C	48C	60C
Refrigerant Flow Control	TXV	TXV	TXV	TXV
Maximum Available Auxiliary Heat (kw)	20	20	20	20
Nominal Blower Size (D x W)	11 x 8	11 x 10	11 x 10	11 x 10
Variable Speed Motor HP	1/2	3/4	3/4	3/4
Rated External Static Pressure (in. W.C.)	.30	.35	.40	.40
CFM*	720 - 1450	720 - 1450	720 - 1450	1075 - 2150
Filter Size	18 x 20 x 1	20 x 20 x 1	20 x 20 x 1	20 x 20 x 1
Approximate Shipping Weight (lbs.)	120	160	170	170

NOTES:

- See current ARI Directory for certified combinations and ratings.

ELECTRICAL DATA

Model Number H6HK-	Voltage	KW	Variable Speed Air Handler							
			Min. Circuit Ampacity				Max. Over-Current Protection			
			Circuit A	Circuit B	Circuit C	Single Circuit	Circuit A	Circuit B	Circuit C	Single Circuit
005H-XX	240	4.8	-	-	-	33.5	-	-	-	40
008H-XX	240	7.5	-	-	-	48.1	-	-	-	50
010H-XX	240	9.6	-	-	-	58.5	-	-	-	60
015H-XX	240	14.4	58.5	25.0	-	83.5	60	30	-	90
020H-XX	240	19.2	58.5	50.0	-	108.5	60	50	-	125
025H-XX	240	24.0	58.5	50.0	25.0	133.5	60	30	30	150
030H-XX	240	28.8	58.5	50.0	50.0	158.5	60	50	60	175
005H-XX	208	3.6	-	-	-	30.9	-	-	-	40
008H-XX	208	5.6	-	-	-	43.1	-	-	-	50
010H-XX	208	7.2	-	-	-	52.5	-	-	-	60
015H-XX	208	10.8	52.5	21.6	-	74.2	60	30	-	80
020H-XX	208	14.4	52.5	43.3	-	95.8	60	50	-	100
025H-XX	208	18.0	52.5	43.3	21.6	74.2	60	30	25	125
030H-XX	208	21.6	52.5	43.3	43.3	95.8	60	50	50	150
009Q-XX	240	9.0	-	-	-	35.6	-	-	-	40
015Q-XX	240	14.4	-	-	-	51.9	-	-	-	60
009Q-XX	208	6.8	-	-	-	32.1	-	-	-	40
015Q-XX	208	10.8	-	-	-	46.0	-	-	-	50

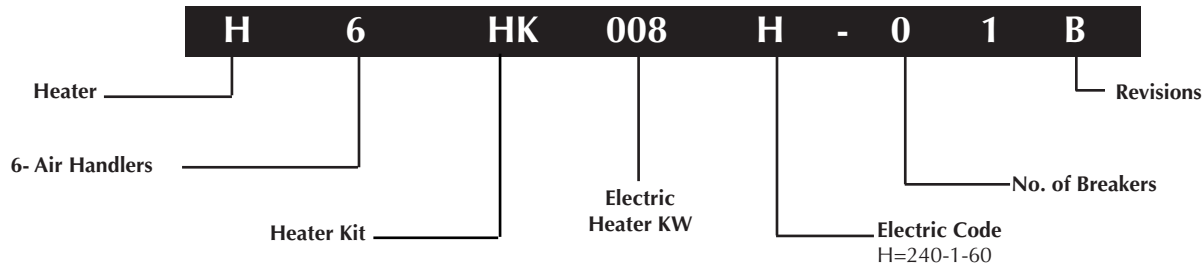
AIRFLOW SETTING

Basic Airflow Setting

CFM	B-CABINET				C-CABINET			
	1	2	3	4	1	2	3	4
720	0	0	0	1	0	0	0	1
800	0	0	0	0	0	0	0	0
850	1	0	0	1	0	0	0	0
880	0	0	1	0	0	0	0	0
945	1	0	0	0	0	0	0	0
1040	1	0	1	0	0	0	0	0
1085	0	1	0	1	0	0	0	0
1140	1	1	0	1	0	0	0	0
1205	0	1	0	0	0	0	0	0
1265	1	1	0	0	0	0	0	0
1325	0	1	1	0	0	0	0	0
1390	1	1	1	0	0	0	0	0
1075	0	0	0	1	0	0	0	1
1135	1	0	0	1	0	0	0	0
1225	0	0	0	0	0	0	0	0
1295	1	0	0	0	0	0	0	0
1380	0	0	1	0	0	0	0	0
1460	1	0	1	0	0	0	0	0
1525	0	1	0	1	0	0	0	0
1625	1	1	0	1	0	0	0	0
1740	0	1	0	0	0	0	0	0
1860	1	1	0	0	0	0	0	0
1960	0	1	1	0	0	0	0	0
2090	1	1	1	0	0	0	0	0

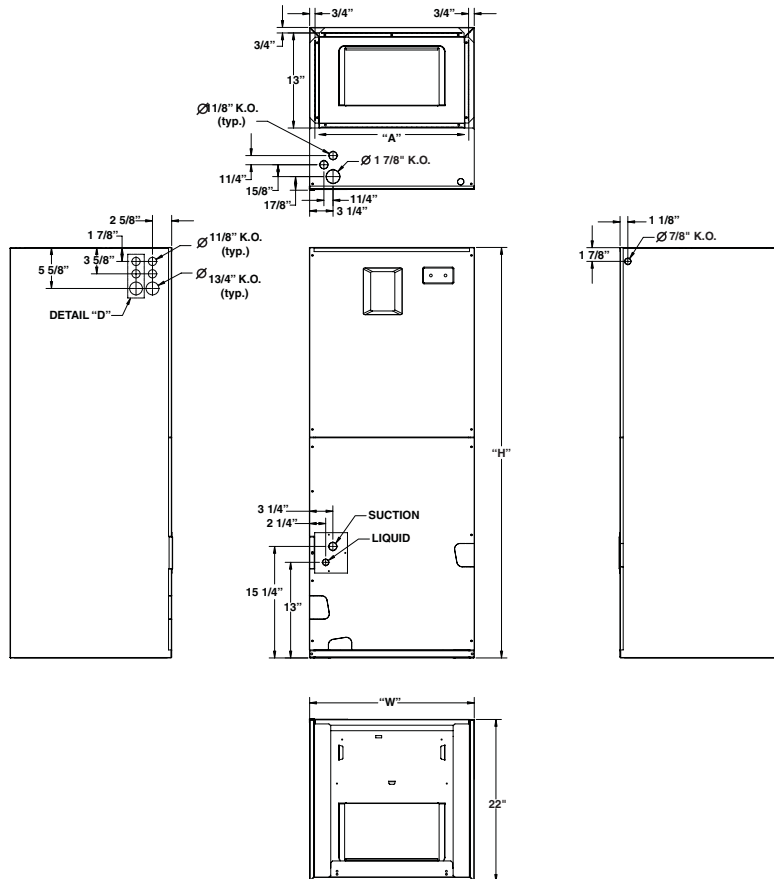
Note: 1=ON, 0=OFF

IDENTIFICATION CODE



DIMENSIONS

Model Number PAH4VMX	H	W	A	Refrigerant Connections		Filter Size	Supply Air Duct Dimensions
				Suction Dia.	Liquid Dia.		
24KB	43 1/2	19 3/4	18 1/4	3/4	3/8	18 x 20 x 1	12 7/8 x 18 3/4
36KB	49 1/2	19 3/4	21	7/8	3/8	18 x 20 x 1	12 7/8 x 18 3/4
48KC	56	22 1/2	21	7/8	3/8	20 x 20 x 1	12 7/8 x 21
60KC	56	22 1/2	21	7/8	3/8	20 x 20 x 1	12 7/8 x 21



Before purchasing this appliance, read important energy cost and efficiency information available from your retailer. Specifications and illustrations subject to change without notice and without incurring obligations.

Maytag is a registered trademark of the Maytag Corporation and is used under license to NORDYNE Inc.

194C-0906 (Replaces 194C-0206)

Printed in U.S.A. (09/06)