




TECHNICAL SPECIFICATIONS

Model SA4BF Series



M1000S Product Line

**R-410A Extra High Efficiency Air Conditioner
16 SEER — 2 - 5 Ton Capacity**

- **10 YEAR
WARRANTY**
- **WORRY-FREE
PERFORMANCE**
- **1 YEAR
DEPENDABILITY
PROMISE**



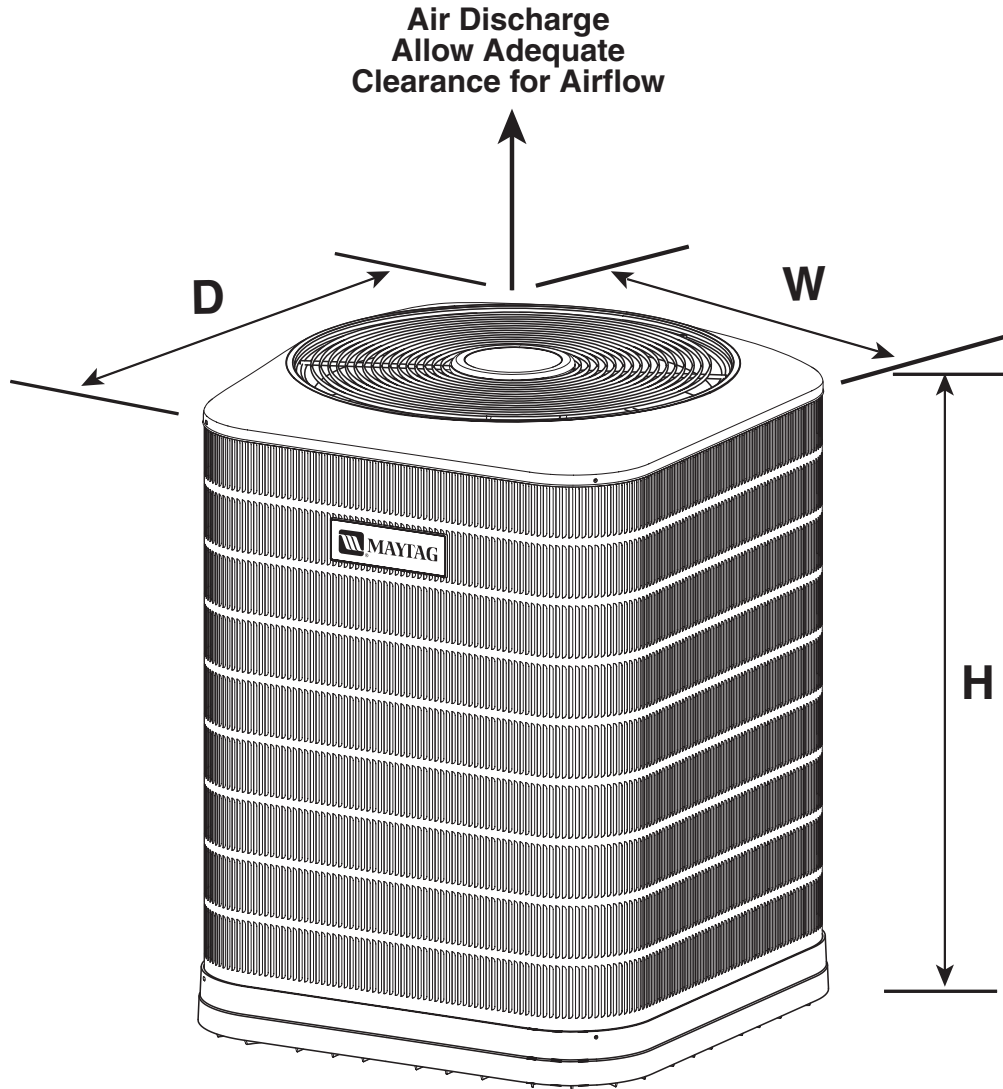
Maytag now offers you the choice of an air conditioner that uses a more efficient and environmentally friendly refrigerant designated Smart Cool 410™ (R-410A). The SA4BF Series of Maytag air conditioners offers exceptional performance. The unit, when combined with our engineered coils or air handlers, offers a line of quality, 16 SEER split system cooling equipment.

Features and Benefits

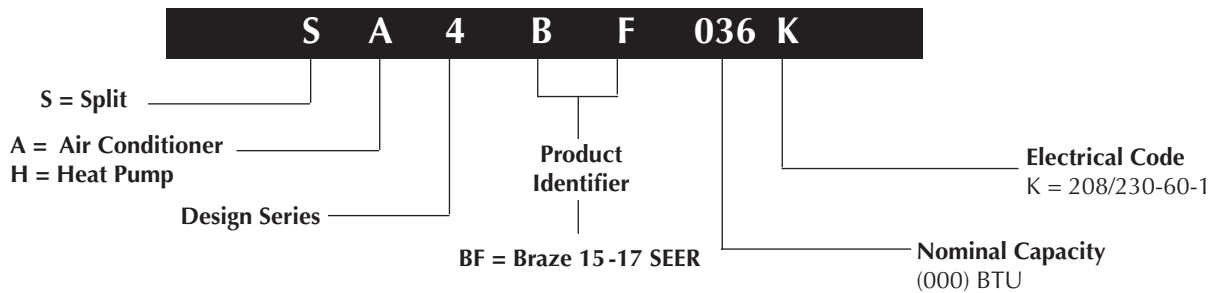
- **Smart Cool 410™ Refrigerant (R-410A)** – Earth friendly non-ozone depleting refrigerant.
- **Copeland Scroll Ultra Tech™ Compressor** – The Ultra Tech Compressor operates with 2 stages of cooling capacity to provide superior comfort and efficiency. Copeland's proven and simple design equates to years of comfort and reliability for the homeowner with virtually silent operation.
- **Comfort Alert™ Diagnostic Module** – Detects system and electrical problem conditions. A "check system" signal can be sent to the optional Maytag thermostat.
- **Quiet Plus™ Sound Package** – Consists of a Quiet Plus™ Compressor Sound Blanket and a Swept Wing Fan Blade. Both have been engineered to significantly reduce unwanted noise.
- **Durable Attractive Stainless Steel Cabinet** – Durable brushed stainless steel protects the coil from yard hazards and extreme weather. Unit is trimmed in a silicone-protected polyester finish with a 950 hour salt spray that resists corrosion 50% better than comparable units.
- **Copper Tube / Aluminum Fin Coils** – Coils are designed to optimize heat transfer, minimize size and cost, and increase durability and reliability.
- **Permanently Lubricated Motor** – A heavy duty PSC motor for long lasting reliability and quiet operation. Requires no maintenance and is completely protected from rain and snow.
- **Full Port Service Valves** – Full port brass ball valves provide low pressure drop and ease of service. The valves are actuated by 1/4 turn full open to full close.
- **Removable Top Grille Assembly** – Allows ease of service from the top without disconnecting fan motor leads.
- **Low Pressure Switch** – Loss of charge protection ensures long compressor life. Auto-reset feature prevents nuisance service visits.
- **High Pressure Switch** – Protects against abnormally high system pressures. Auto-reset feature prevents nuisance service visits.
- **Liquid Line Filter Drier** – Included with unit, field installed.
- **One Piece Top/Orifice** – Designed for maximum airflow and quiet operation.
- **Easy Compressor and Control Access** – Designed to make servicing easier for the contractor, access panels are provided to all controls and the compressor from the side of the unit.
- **10 Year Residential Parts Warranty and 1 Year Dependability Promise**
The best warranty in the business.

DIMENSIONS/OUTDOOR SECTION

SA4BF	024K	036K	048K	060K
H	37	45	45	45
W	31 1/4	31 1/4	31 1/4	31 1/4
D	31 1/4	31 1/4	31 1/4	31 1/4



IDENTIFICATION CODE



PHYSICAL AND ELECTRICAL SPECIFICATIONS / OUTDOOR UNITS

16 SEER — R-410A Extra High Efficiency — Single Phase

Model Number SA4BF		024	036	048	060	
Electrical Data	Volts-Cycles-Phase (1)	208/230-60-1	208/230-60-1	208/230-60-1	208/230-60-1	
	Total Amps	11.3	17.9	22.4	26.9	
	Delay Fuse Max. (2)	20	35	45	50	
	Min. Circuit Ampacity	13.9	22.1	27.7	33.3	
Condenser Data	Coil	Area	20.3	25.4	25.4	25.4
		Rows-FPI	2-18	2-18	2-18	2-18
		Tube Dia	3/8" O.D.	3/8" O.D.	3/8" O.D.	3/8" O.D.
	Fan Motor	Type	PSC	PSC	PSC	PSC
		Speeds	1	2	2	2
		Amps	1.0	1.3	1.3	1.3
		Lo/Hi Spd Watts	200	187/250	187/250	187/250
	Fan Blade	HP	1/4	1/4	1/4	1/4
		Dia-# Blades	24"- 2	24"- 2	24"- 2	24"- 2
			SCFM	3600	4000	4000
	Compressor Data	RLA	10.3	16.6	21.1	25.6
		LRA	52	82	96	99
Refrigerant suction line O.D.(all length of liquid line are 3/8" O.D.)	0-24 ft.	3/4"	7/8" (4)	7/8"	7/8"	
	25-39 ft.	7/8"	1-1/8" (3)	1-1/8" (3)	1-1/8" (3)	
	40-75 ft.	7/8"	1-1/8" (3)	1-1/8" (3)	1-1/8" (3)	
Refrigerant charge (R-410A) in ounces for outdoor unit, indoor unit and 15' lineset.		192	264	232	248	
Weight	Net	248	260	270	284	
	Approximate (lbs.)	Ship	260	272	282	296

(1) Operating voltage range: 187V minimum - 253 V maximum

(2) HACR type circuit breakers may be used

(3) Requires 1-1/8 to 7/8" reducer from unit to lineset.

(4) Use of a 3/4" lineset will result in approximately 2% loss in capacity.

COPPER WIRE SIZE — AWG (1% Voltage Drop)				
Supply Wire Length-Feet				Supply Circuit
200	150	100	50	Ampacity
6	8	10	14	15
4	6	8	12	20
4	6	8	10	25
4	4	6	10	30
3	4	6	8	35
3	4	6	8	40
2	3	4	6	45
2	3	4	6	50

Wire Size based on N.E.C. for 60° type copper conductors.

SYSTEM HEATING & COOLING CAPACITIES

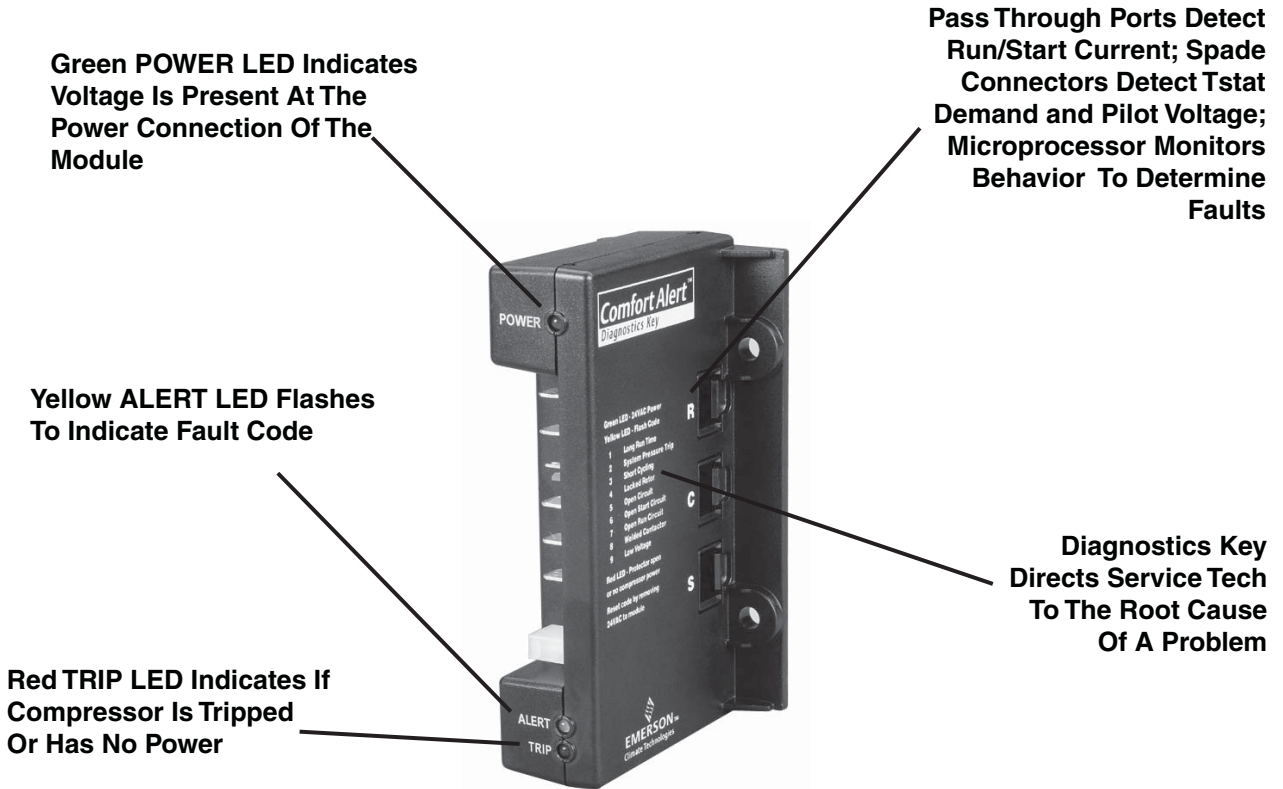
16 SEER — Extra High Efficiency — Single Phase

With this Coil							
Outdoor Unit Number SA4BF	Indoor Unit Number C4BA-	Low Speed Capacity (Btu/h)	High Speed Capacity (Btu/h)	SEER	EER	Low Speed SCFM	High Speed SCFM
024K	X24(C,U)-B+VSB	18000	24000	15.5	13.1	650	850
036K	X36(C,U)-B+VSB	25000	36000	16.0	12.5	720	1050
048K	X48(C,U)-C+VSB	35000	48000	16.2	12.5	1100	1595
060K	X60(C,U)-C+VSB	42000	57000	15.0	11.5	1170	1700

With this Air Handler							
Outdoor Unit Number SA4BF	Indoor Unit Number PAH4VM/B4VM-	Low Speed Capacity (Btu/h)	High Speed Capacity (Btu/h)	SEER	EER	Low Speed SCFM	High Speed SCFM
024K	X24KB	18000	24000	15.5	13.1	650	850
036K	X36KB	25000	36000	16.0	12.5	730	1060
048K	X48KC	35000	48000	16.2	12.5	1070	1555
060K	X60KC	42000	57000	15.0	11.5	1150	1665

Air handlers and coils used in tables are designed and manufactured by NORDYNE.

COMFORT ALERT™ DIAGNOSTIC MODULE



ACCESSORIES - CONDENSING UNIT

Start Assist Kit - 912933

Provides additional starting torque for the compressor motor when operating with low line voltage or high operating temperatures.



CERTIFICATION APPLIES ONLY
WHEN THE COMPLETE
SYSTEM IS LISTED
WITH ARI



We Encourage
Professionalism

Through Technician
Certification by NATE



Before purchasing this appliance, read important energy cost and efficiency information available from your retailer. Specifications and illustrations subject to change without notice and without incurring obligations.

Maytag is a registered trademark of the Maytag Corporation and is used under license.

206C-0606 (Replaces 206C-0206)

Printed in U.S.A. (06/06)