




## TECHNICAL SPECIFICATIONS

*Model PSH1BD Series*



M1010 Product Line

**Ultra High Efficiency Heat Pumps  
13+ SEER — 2 - 4 Ton Capacity**



- **10 YEAR  
WARRANTY**
- **WORRY-FREE  
PERFORMANCE**
- **5 YEAR  
DEPENDABILITY  
PROMISE**



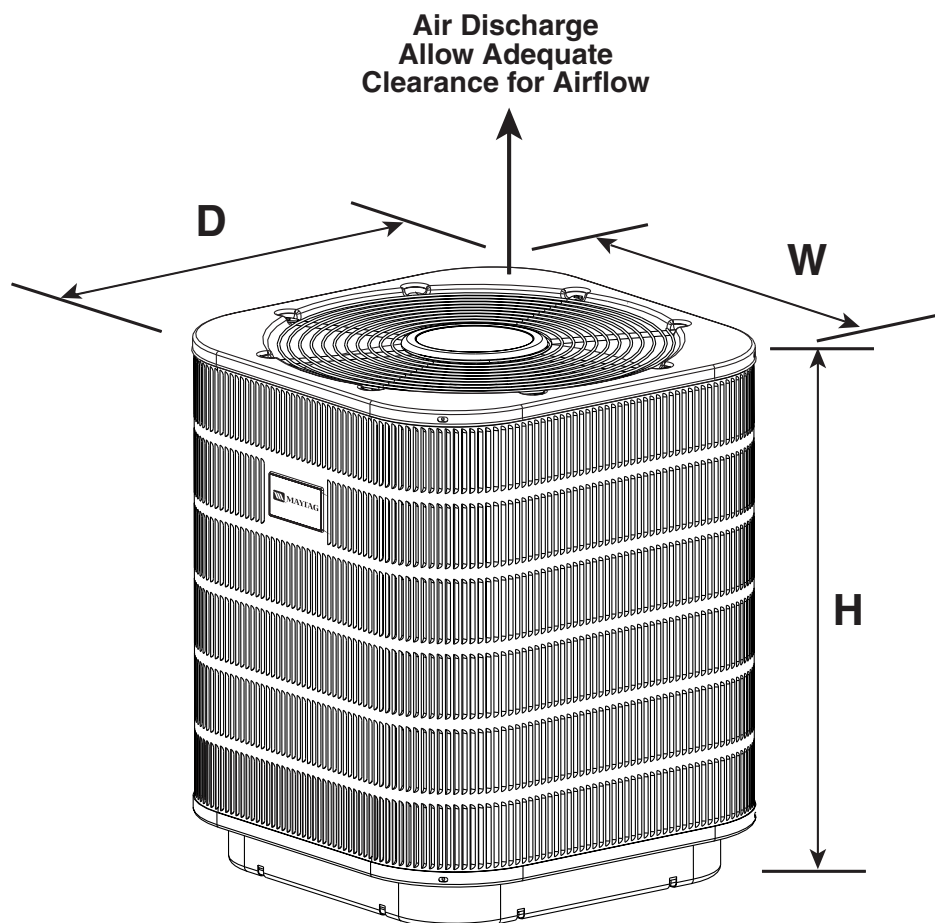
The PSH1BD Series of heat pumps offers exceptional performance from a small, compact package. The heat pump, when combined with our engineered coils or air handlers, offers a full line of quality, split system heating and cooling equipment. The PSH1BD is rated at 13 SEER and 8.0 HSPF when matched with our air handler or furnace. When matched with our variable speed air handler, or our variable speed blower kits, the PSH1BD is rated up to 14 SEER and 8.5 HSPF. Units are ideally sized for slab or roof-top mounting.

#### Features and Benefits

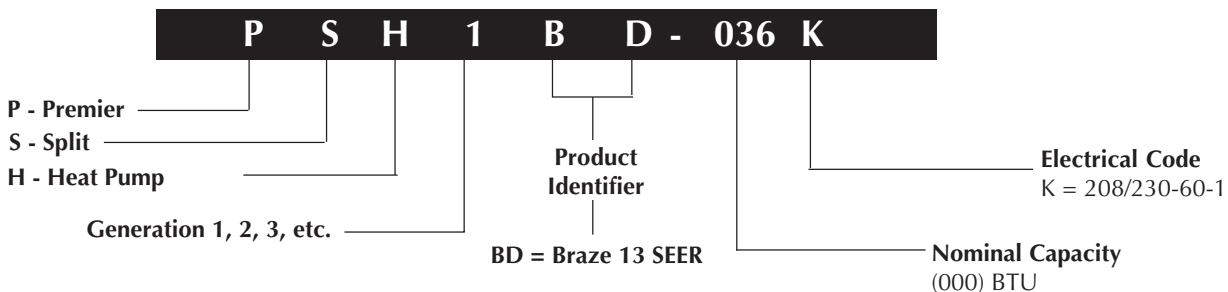
- **Designed using Stainless Steel** – Durable brushed stainless steel protects the coil from yard hazards and extreme weather. Unit is trimmed in a silicone-protected polyester finish with a 950 hour salt spray finish that resists corrosion 50% better than comparable units.
- **Quiet Plus™ Compressor Sound Blanket** – Engineered to significantly reduce unwanted noise.
- **Copper Tube / Aluminum Fin Coils** – Coils are designed to optimize heat transfer, minimize size and cost, and increase durability and reliability.
- **Permanently Lubricated Motor** – A heavy duty PSC motor for long lasting reliability and quiet operation. Requires no maintenance and is completely protected from rain and snow.
- **Full Service Valves** – These brass valves are easily accessible and simplify servicing of the refrigeration system.
- **Time / Temperature Defrost** – A reliable, industry standard control offers various time settings to meet any type climate.
- **Removable Top Grille Assembly** – Allows ease of service from the top without disconnecting fan motor leads.
- **Low Pressure Control** – Loss of charge protection ensures long compressor life.
- **Liquid Line Filter / Drier** – Included with unit, field installed.
- **One Piece Top/Orifice** – Designed for maximum airflow and quiet operation.
- **Common Suction Service Port** – This port allows the contractor to read the suction pressure in all modes of operation without removing any panels, saving time and increasing serviceability.
- **2-1/2" Pedestal Base** – The sturdy base keeps the bottom of the coil out of harms way. Secondly, the base has weep holes along the edge to allow the water from rain to flow away from the unit.
- **Five Minute Restart Time Delay** – When the unit shuts down, a five minute delay keeps the unit from restarting, eliminating the highest cause for compressor failure.
- **Suction Accumulator and Crankcase Heat** – Protection from liquid flood back and future compressor failures. All 12 seer H.P. have scroll compressors.
- **Hot Gas Muffler** – Reduces compressor noise and vibration.
- **Easy Compressor and Control Access** – Designed to make servicing easier for the contractor, access panels are provided to all controls and the compressor from the side of the unit.
- **10 Year Residential Parts and Labor Warranty and 5 Year Dependability Promise**  
The best warranty in the business.

## DIMENSIONS/OUTDOOR SECTION

PSH1BD	024K	030K	036K	042K	048K
H	34 1/2	38 1/2	42 1/2	38 1/2	42 1/2
W	30 1/2	30 1/2	30 1/2	30 1/2	30 1/2
D	30 1/2	30 1/2	30 1/2	30 1/2	30 1/2



## IDENTIFICATION CODE



# PHYSICAL AND ELECTRICAL SPECIFICATIONS / OUTDOOR UNITS

## 13/14 SEER — High Efficiency — Single Phase

Model No. PSH1BD		024K	030K	036K	042K	048K	
Electrical	Volts-Cycles-Phase (1)	208/230-60-1	208/230-60-1	208/230-60-1	208/230-60-1	208/230-60-1	
Data	Total Amps	11.6	13.6	16.2	17.5	19.8	
	Delay Fuse Max. (2)	20	25	30	35	40	
	Min. Circuit Ampacity	14.2	16.6	19.9	21.5	24.4	
Component Data	Coil	Area	20.4	23.0	25.5	23.0	25.5
		Rows-FPI	1-18	1-20	1-20	2-16	2-16
		Tube Dia.	3/8 O.D.	3/8 O.D.	3/8 O.D.	3/8 O.D.	3/8 O.D.
	Fan Motor	Type	PSC	PSC	PSC	PSC	PSC
		Amps	1.4	1.4	1.4	1.5	1.5
		Watts-HP	245	245	245	300	300
	Fan Blade	Dia.-#Blades	24 in. - 2	24 in. - 2	24 in. - 2	24 in. - 3	24 in. - 3
		SCFM	3300	3300	3300	4000	4000
	Compressor Data	RLA	10.2	12.2	14.7	16.0	18.3
		LRA	56	67	83	90	109
Refrigerant Suction Line-Length/O.D. (Liq. Line All Lengths - 3/8"O.D.)		0 - 24 ft.	3/4"	3/4"	3/4"	7/8"	
		25 - 39 ft.	3/4"	3/4"	7/8" (3)	7/8"	
		40 - 75 ft.	3/4"	7/8" (3)	7/8" (3)	7/8"	
Refrigerant Charge (Outdoor unit, Indoor Unit, 15' Line Set) R-22 Ounces		128	149	160	238	260	
Weight Approximate (lbs.)	Net	176	184	201	244	255	
	Ship	188	196	213	256	267	

COPPER WIRE SIZE — AWG (1% Voltage Drop)				
Supply Wire Length-Feet				Supply Circuit Ampacity
200	150	100	50	
6	8	10	14	15
4	6	8	12	20
4	6	8	10	25
4	4	6	10	30
3	4	6	8	35
3	4	6	8	40
2	3	4	6	45
2	3	4	6	50

Wire Size based on N.E.C. for 60° type copper conductors.

(1) Operating Voltage Range: 198v min. — 253v max.

(2) HACR Type Circuit Breakers or Time Delay Fuse

(3) 7/8" to 3/4" reducer required.

# SYSTEM HEATING & COOLING CAPACITIES

## 13+ SEER — Ultra High Efficiency

Outdoor Unit Model Number PSH1BD	Indoor Unit Model Number C3BA-	Cooling Capacity Btuh	SEER	Heating Capacity BTUH @ 47°F	HSPF	Nominal SCFM	Required Indoor Orifice <sup>(1)</sup>
024K	030(U,C)-(B,A)	25,000	13.0	24,600	8.0	900	.065
030K	036(U,C)-(B,A) (2)	30,000	13.0	28,200	8.0	1050	.069
036K	042(U,C)-B	35,400	13.0	34,400	8.0	1250	.077
042K	048(U,C)-(B,C) + TDR (2)	40,500	13.0	40,000	8.0	1400	.080
048K	060(U,C)-C + TDR + LLS	47,000	13.0	46,000	8.0	1600	.090

Outdoor Unit Model Number PSH1BD	Indoor Unit Model Number PAH1BM	Cooling Capacity Btuh	SEER	Heating Capacity BTUH @ 47°F	HSPF	Nominal SCFM	Required Indoor Orifice <sup>(1)</sup>
024K	030K(B,A)B	25,000	13.0	24,600	8.0	900	.065
030K	036K(B,A)B	30,000	13.0	28,200	8.0	1050	.069
036K	042KBB	35,400	13.0	34,400	8.0	1250	.077
042K	048KBB	40,500	13.0	40,000	8.0	1400	.080
048K	060KCB + LLS	47,000	13.0	46,000	8.0	1600	.090

## 14+ SEER — Ultra High Efficiency

Outdoor Unit Model Number PSH1BD	Indoor Unit Model Number C3BA-	Cooling Capacity Btuh	SEER	Heating Capacity BTUH @ 47°F	HSPF	Nominal SCFM	Required Indoor Orifice <sup>(1)</sup>
024K	030(U,C)-B + VSB	25,600	14.0	24,000	8.5	880	.065
030K	036(U,C)-B + VSB	30,400	14.0	27,600	8.5	1100	.069
036K	042(U,C)-B + VSB	36,000	14.0	34,000	8.5	1210	.077
036K	048(U,C)-(B,C) + VSB	36,000	14.0	34,000	8.5	1210	.077
042K	048(U,C)-(B,C) + VSB	41,000	14.0	40,000	8.5	1325	.080
048K	060(U,C)-C + VSB + LLS	47,500	14.0	45,000	8.5	1550	.090

Outdoor Unit Model Number PSH1BD	Indoor Unit Model Number PAH1VM	Cooling Capacity Btuh	SEER	Heating Capacity BTUH @ 47°F	HSPF	Nominal SCFM	Required Indoor Orifice <sup>(1)</sup>
024K	036KBB	25,600	14.0	24,000	8.5	880	.065
030K	048KBB	30,400	14.0	27,600	8.5	1100	.069
036K	048KBB	36,000	14.0	34,000	8.5	1210	.077
042K	048KBB	41,000	14.0	40,500	8.5	1325	.080
048K	060KCB + LLS	47,500	14.0	45,000	8.5	1550	.090

Outdoor Unit Model Number PSH1BD	Indoor Unit Model Number PAH1B(M,V)	Cooling Capacity Btuh	SEER	Heating Capacity BTUH @ 47°F	HSPF	Nominal SCFM	Required Indoor Orifice <sup>(1)</sup>
024K	036KBB + VSB	25,600	14.0	24,000	8.5	880	.065
030K	042KBB + VSB	30,400	14.0	27,600	8.5	1100	.069
036K	042KBB + VSB	36,000	14.0	34,000	8.5	1210	.077
042K	048KBB + VSB	41,000	14.0	40,500	8.5	1325	.080
048K	060KCB + LLS, VSB	47,500	14.0	45,000	8.5	1550	.090

(1) Orifice supplied with outdoor unit

LLS = Liquid Line Solenoid

TDR = Time Delay Relay included in Maytag Furnace

VSB = Variable Speed Blower

See current ARI Directory for certified combinations and ratings.

Air handlers and coils used in tables are designed and manufactured by NORDYNE.

## ACCESSORIES - CONDENSING UNIT

### **Start Assist Kit - 912933**

Provides additional starting torque for the compressor motor when operating with low line voltage or high operating temperatures.

### **Snow Stand**

Plastic-coated, molded wire stand which elevates units 7-1/4" above ground level.

**913145** - (Large Base Pan) Shipped six (6) per box.

### **Outdoor Thermostat - 913235**

Two stage logic provides ability to lock out electric strips down to balance point and bring on in stages.

### **Liquid Line Solenoid Kit (LLS)**

**913869** - 4 - 5 ton

### **Fan Delay Kit (TDR)**

**911758** - 80 second fan delay

### **Variable Speed Blower Kit (VSB)**

**903756A** - Furnace "B" cab. & "C" cab.

**903764B** - Air Handler "B" cab.

**903965B** - Air Handler "C" cab.



CERTIFICATION APPLIES  
ONLY WHEN THE  
COMPLETE SYSTEM  
IS LISTED WITH ARI



We Encourage  
Professionalism



Through Technician  
Certification by NATE



Before purchasing this appliance, read important energy cost and efficiency information available from your retailer. Specifications and illustrations subject to change without notice and without incurring obligations.

Maytag is a registered trademark of the Maytag Corporation and is used under license to NORDYNE Inc.

283B-1104 (Replaces 283B-0303)

Printed in U.S.A. (11/04)