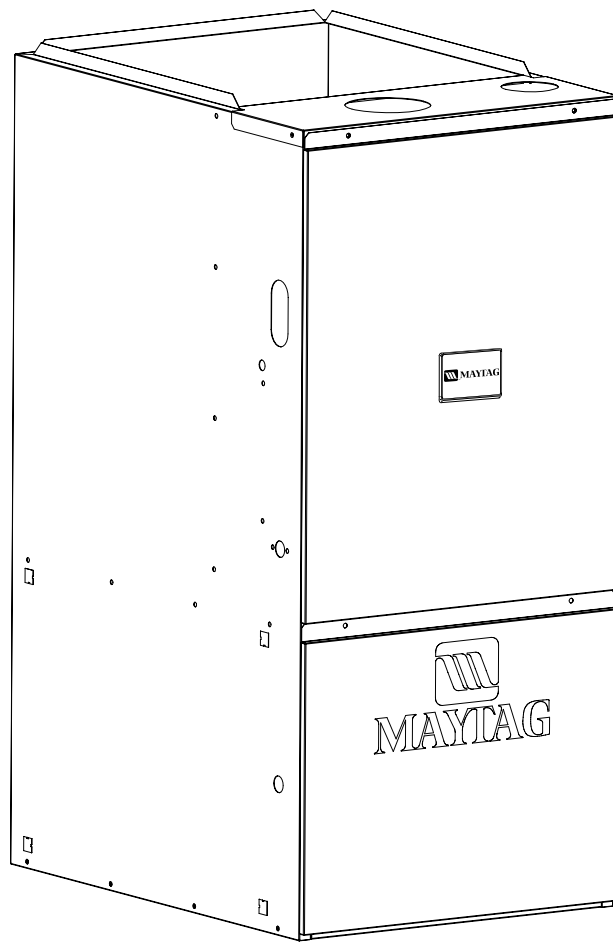




TECHNICAL SPECIFICATIONS

Model PGF1TE 2 Stage Series Upflow/Horizontal



M1010 Product Line

**High Efficiency / 95.1 AFUE Direct Vent or
Non Direct Vent Condensing Furnace**

- **10 YEAR WARRANTY**
- **WORRY-FREE PERFORMANCE**
- **5 YEAR DEPENDABILITY PROMISE**



The high efficiency 2-Stage gas furnace may be installed free standing in a utility room, basement, or enclosed in an alcove or closet. With kit, the upflow model converts easily to horizontal application. The extended flush jacket provides a pleasing “appliance appearance.” Design certified by the CSA International (Canadian Standards Association).

Features and Benefits

Best warranty in the business —

- A lifetime furnace replacement warranty to the original owner on the heat exchanger.
- 10 Year Parts and Labor Warranty and 5 Year Dependability Promise.
- **100% fired and tested** — All units and each component (both mechanical and electrical) are tested on the manufacturing line.
- **Best packaging in the industry** — Unique design assures product will arrive to the homeowner dent free.
- **Clean and quiet operation** — Due to the unique design of in-shot burners, location of inducer and use of insulation.
- **Fixed 30 second blower delay** at burner start-up assures a warm duct temperature at furnace start-up. Adjustable blower off settings (60, 120, 160 and 180 seconds).
- **Fixed 30-second post purge** increases life of heat exchanger.
- **SmartStart™ Control Board** — Provides extended life to ignitors in furnaces using hot surface ignition technology. Programmed to learn the heat-up characteristics of the ignitor, then adapt the ignition time to the characteristics of the furnace so the ignitor is energized appropriately.
- **Dependable, hot surface ignitor** — Innovative application of an appliance type ignitor with a 20-year history of reliability, assures no call-backs because of handling.
- **Color coded wire harness** — Designed to fit the components, all with quick-connect fittings for ease of service and replacement.
- **Tubular primary heat exchanger** — Heavy gauge aluminized steel heat exchanger assures a long life.
- **Stainless steel** secondary heat exchanger assures a long life.
- **Fixed cooling cycle blower-off delay (TDR)** increases cooling performance when matched with a Maytag coil.
- **Approved for direct vent furnace, category IV venting system** – May be vertically or horizontally vented using either a one-pipe or two-pipe system for maximum flexibility in installation.
- **Fully insulated blower cabinet** for quiet operation.
- **Variable speed blower** — Maximizes air conditioner and heat pump efficiencies. On selected units, SEER ratings up to 16 and HSPF ratings up to 8.5 are ARI listed.
- **LP convertible** — Simple burner orifice and regulator spring change for ease of convertibility.
- **Factory installed drain system** — for reliable performance.
- **Diagnostic light flashes identify limit failure, pressure switch failure and improper ground and polarization** — for easy troubleshooting.
- **Incorporates integrated control board** with connections for electronic air cleaner, humidifier and twinning.
- **Two piece door design** enhances furnace appearance and uses screw fasteners for great fit and accessibility.
- **3 amp fuse** protection against low voltage shorts; protects transformer and control board.
- **Low voltage terminal board** for easy field wiring.

High Efficiency Upflow 95.1 Gas Furnace

Roll-out switch.

Aluminized steel in-shot burners, hot surface ignitor and redundant gas valve provide safe, reliable ignition and efficient combustion.

Remote flame sensor for proof of carry-over.

Supply air limit.

Two Stage Gas Valve.

Vent switch protects against blocked flue.

Add-on integrated control makes operation of two stage heating and cooling. It has built-in staging timer.

SmartStart™ integrated control monitors the burner flame and limit circuit continuously. Blower timing has adjustable OFF settings. Provides humidifier and electronic air cleaner connections.

Front door screw fasteners ensure tight fit.

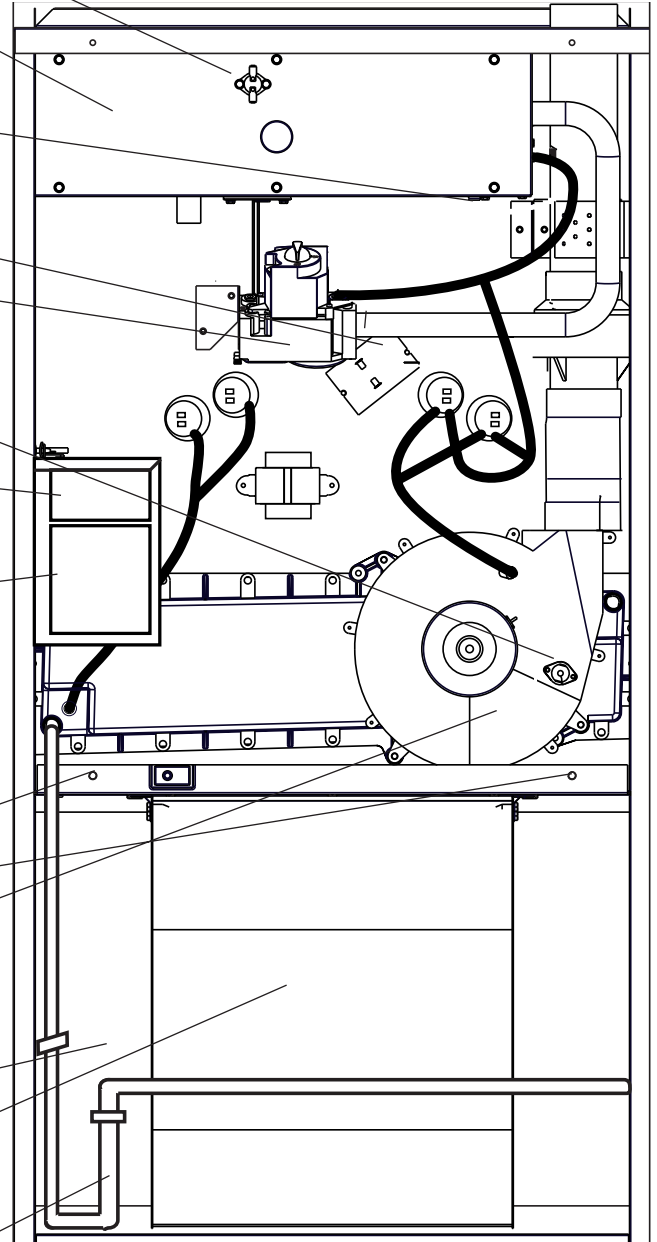
Induced draft blower provides quiet and reliable operation.

Fully Insulated blower compartment.

Variable speed motor/blower provides quiet airflow, reliable operation, and is installed on a slide out track.

Factory installed drain for reliable performance.

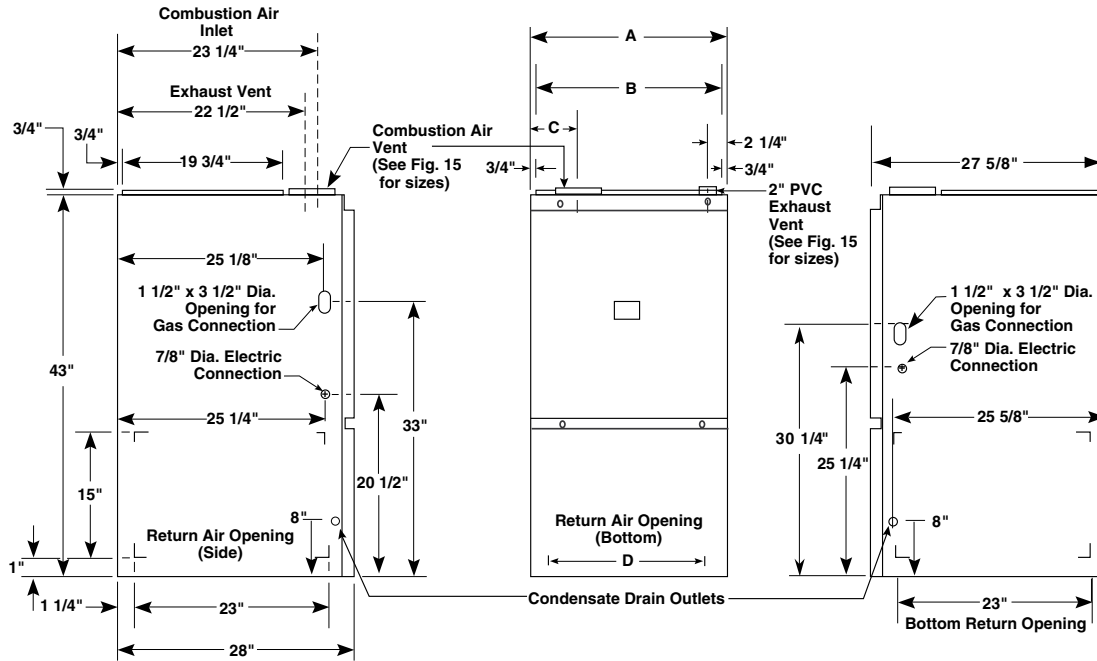
Counterflow heat exchanger orientation and aluminized steel tubular design, means improved efficiency and durability. (Not Shown)



DIMENSIONS

Upflow/Horizontal Furnace

Model Number PGF1TE	High Fire Furnace Btuh	Low Fire Furnace Input	Dimensions (inches)				Shipping Weight (lbs)
			A	B	C	D	
060	60,000	42,000	14 1/2	12 3/4	5 1/8	11 3/4	155
080	80,000	56,000	19 3/4	18 1/4	7 7/8	17 1/4	195
100	100,000	70,000	19 3/4	18 1/4	7 7/8	17 1/4	200
120	120,000	84,000	22 1/2	21	9 1/4	20	220



STANDARD EQUIPMENT

Direct vent; draft inducer; pressure switch; redundant main gas control; hot-surface ignition; timed ON/OFF blower controls (TDR); 40VA transformer for air conditioner application; limit controls; direct drive motor; all models can be converted to use L.P. (propane) gas. Factory approved kits only must be used and are available as an optional accessory from your Maytag distributor.

SPECIFICATIONS

MODEL NUMBER *TE	060(C,N)-VA	080(C,N)-VB	100(C,N)-VB	120(C,N)-VC
High Fire Rated Input(Btu/h) (a)	60,000	80,000	100,000	120,000
High Fire Heating Capacity(Btu/h)	57,000	76,000	95,000	114,400
Low Fire Rated Input(Btu/h) (a)	42,000	56,000	70,000	84,000
Low Fire Heating Capacity(Btu/h)	40,000	53,000	67,000	72,000
AFUE	95+	95+	95+	95+
Maximum Heating Ext. St. Press.(in WC)	0.5	0.5	0.5	0.5
Blower Wheel D x W	10 x 6	11 x 10	11 x 10	11 x 10
Motor H.P. -Type	1/2 - Variable	3/4 - Variable	3/4 - Variable	3/4 - Variable
Motor FLA	7.7	9.6	9.6	9.6
High Fire Temperature Rise Range(F)	30-60	30-60	35-65	45-75
Low Fire Temperature Rise Range(F)	30-60	30-60	35-65	40-70

() Can be C or N

Note: All models are 115V, 60 Hz. Gas Connections are 1/2" N.P.T. AFUE = Annual Fuel Utilization Efficiency.

(a) Ratings to 2,000 feet. Over 2,000 feet, reduce 4% for each 1,000 ft. above sea level.

VENTING

All models are approved for vertical non direct (1 pipe) and direct (2 pipe) venting applications. See Vent Table below for specified sizes and allowable lengths.

APPLICATION	SINGLE PIPE LENGTH (ft.) with 1 long radius elbow**		DIRECT VENT, DUAL PIPE LENGTH (ft.) with 1 long radius elbow on each pipe**					
	Outlet 2"	Outlet 3"	Inlet/Outlet 2"	Inlet/Outlet 2"	Inlet/Outlet 3"	Inlet/Outlet 2"	Inlet/Outlet 3"	Inlet/Outlet 3"
PVC, CPVC or ABS SCH. 40 Pipe Size								
Models *TE 060	65	200	30	30	40	40	110	110
Models *TE 080	45	200	30	30	40	40	110	110
Models *TE 100	40	200	25	25	40	40	110	110
Models *TE 120	40	200	20	20	40	40	110	110

* NOTE:

1. Subtract 2.5 ft. for each additional 2" elbow and 3.5 ft. for each additional 3" elbow.
2. Two 45 degree elbows are equivalent to one 90 degree elbow.
3. One short radius elbow is equivalent to two long radius elbows.
4. Do not include termination elbows in calculation of vent length.
5. This table is applicable for elevations from sea level to 2000 ft. For higher elevations decrease vent pipe lengths by 8% per 1000 ft. of altitude.
6. Only the listed pipe materials are approved for use with these Condensing Furnaces.

ACCESSORIES

Kit	Order Number
U.S. LP Conversion Kit (0 to 10,000 ft.)	904404
Canadian LP Gas Conversion Kit (0 to 4,500 ft.)	904405
Fossil Fuel Kit	914762
Side Return Filter Kit	541036
Bottom Return Horizontal Installation	B Cabinet 903089 C Cabinet 903090
Internal Side Return Filter Wire	903152
Horizontal Installation Kit	903568
Add-on control Replacement Kit	904580
High Altitude Pressure Switch Kit (5,000 ft. to 10,000 ft. above sea level)	903852

ELECTRICAL DATA

Furnace Input (Btuh)	Cabinet Width (in.)	Nominal Electrical Supply	Maximum Operating Voltage	Minimum Operating Voltage	Maximum Furnace Amperes	Minimum Wire Gauge	Maximum Fuse or Circuit Breaker Amps*
60,000	14.50	115-60-1	127	103	12	14	15
80,000	19.75	115-60-1	127	103	12	14	15
100,000	19.75	115-60-1	127	103	12	14	15
120,000	22.50	115-60-1	127	103	12	14	15

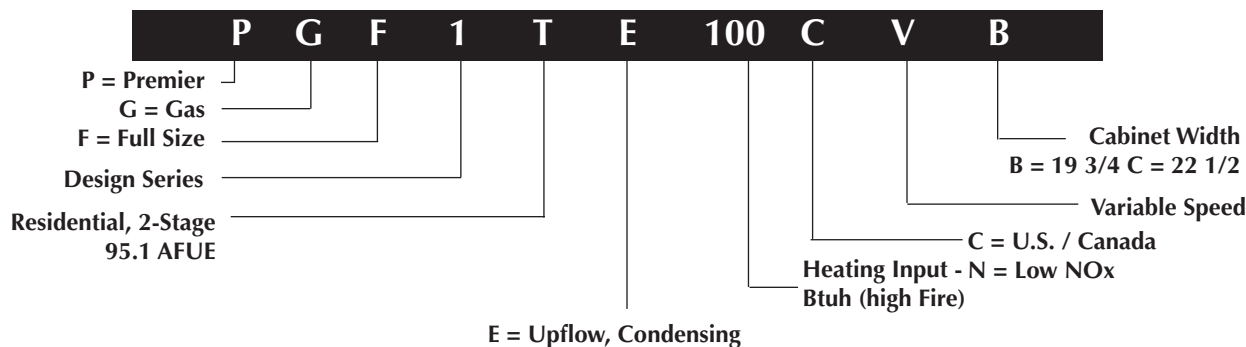
* Time-delay fuses or HACR-type circuit breakers are required.

Thermostat Wire Gauge	Recommended Thermostat Wire Length	
	2-wire (heating)	4 or 5-wire (cooling)
24	55 ft.	25 ft.
22	90 ft.	45 ft.
20	140 ft.	70 ft.
18	225 ft.	110 ft.

VENT KITS

Kit Description	Order Number
2" Concentric Vent Kit	904177
3" Concentric Vent Kit	904176
Neutralizer Kit (all models)	902377
Side Wall Vent Kit	904347

IDENTIFICATION CODE





Before purchasing this appliance, read important energy cost and efficiency information available from your retailer. Specifications and illustrations subject to change without notice and without incurring obligations.

Maytag is a registered trademark of the Maytag Corporation and is used under license to NORDYNE Inc.

366C-0806

Printed in U.S.A. (08/06)