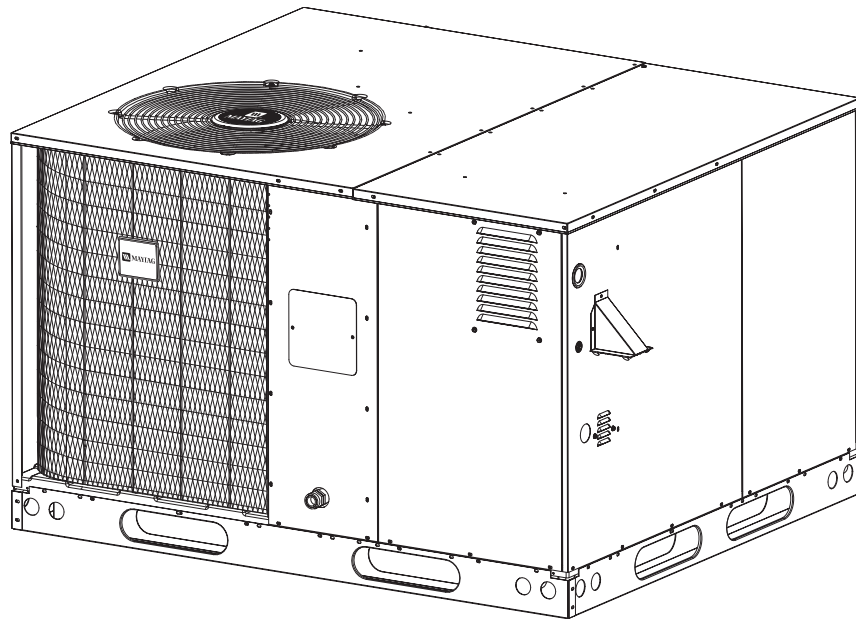




TECHNICAL SPECIFICATIONS

Model R4GD Series



M1000 Product Line

**Single Packaged Gas/Electric Units
13 SEER — 2 - 5 Ton Units**

2-Stage Heating with Variable Speed Blower

- **10YEAR
WARRANTY**
- **WORRY-FREE
PERFORMANCE**



The R4GD Series single packaged gas/electrics are high efficiency self contained cooling units that can be installed on the roof or on a slab. The convertible unit design makes installations simple in all applications. Units are ETL and ETLc listed. The unit is truly designed with the contractor and the consumer in mind.

Features and Benefits

- **Compact Footprint/Low Profile**
Easy to handle and transport.
- **Heavy-Gauge, Full Perimeter Base Rails**
Facilitates forklift handling and curb mounting.
- **Convertible Air Delivery**
Horizontal or downflow to accommodate rooftop or horizontal application.
- **Galvanized Steel Cabinet**
Polyurethane finish provides 950 hours salt spray protection.
- **Plastic Coated Coil Guard and Mesh Hail Guard**
Will never rust and protects the coil from being damaged by balls, lawnmowers, hail etc.
- **Externally Accessible Service Ports**
Quick access to refrigerant system without disrupting operation.
- **Access to Controls and Major Components**
Easy in and out service.
- **Corrosion-Resistant Drain Pan**
Quickly drains away evaporator condensate.
- **Smaller Panels, Great Fit and Finish, Total Seal**
Well-designed, quality construction. Drip edge on top panels whisks away rainwater. Embossed bottom pan keeps blower component compartment dry.
- **Thermal Expansion Valve**
Factory installed externally equalized thermal expansion valve provides precise refrigerant control under varying load conditions.
- **2-Stage Heating**
Provides increased comfort levels.
- **2-Stage Cooling**
Features Copeland ultra tech compressor (available on 5 ton model only).
- **Proven, Industry Standard Components**
Easier service and availability.
- **ECM Variable Speed Motor**
Advanced technology allows the motor to automatically adjust to different static loads. The variable speed motor allows for extra quiet operation and improved air quality.
- **Quiet Operation and Low Vibration**
Low vibration. 20" fan blade combined with custom venturi condenser fan.
- **10 Year Residential Parts Warranty**
The best warranty in the business.

IDENTIFICATION CODE

R 4 G D - X 24 K 072 X

Application
Gas/Electric
Packaged Unit

Series

Gas

A = 10 SEER
C = 12 SEER
D = 13 SEER

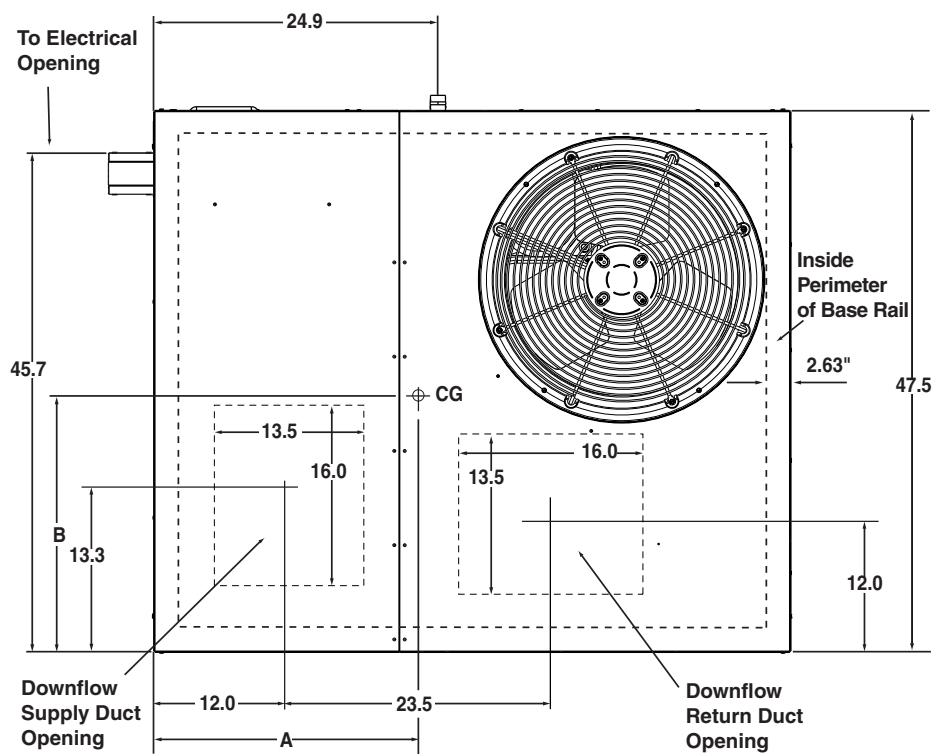
X = TXV

Cooling Capacity
(00) Btu

Electrical Code
K = 208/230-60-1

X = NOx
Heating Capacity
(000) Btu

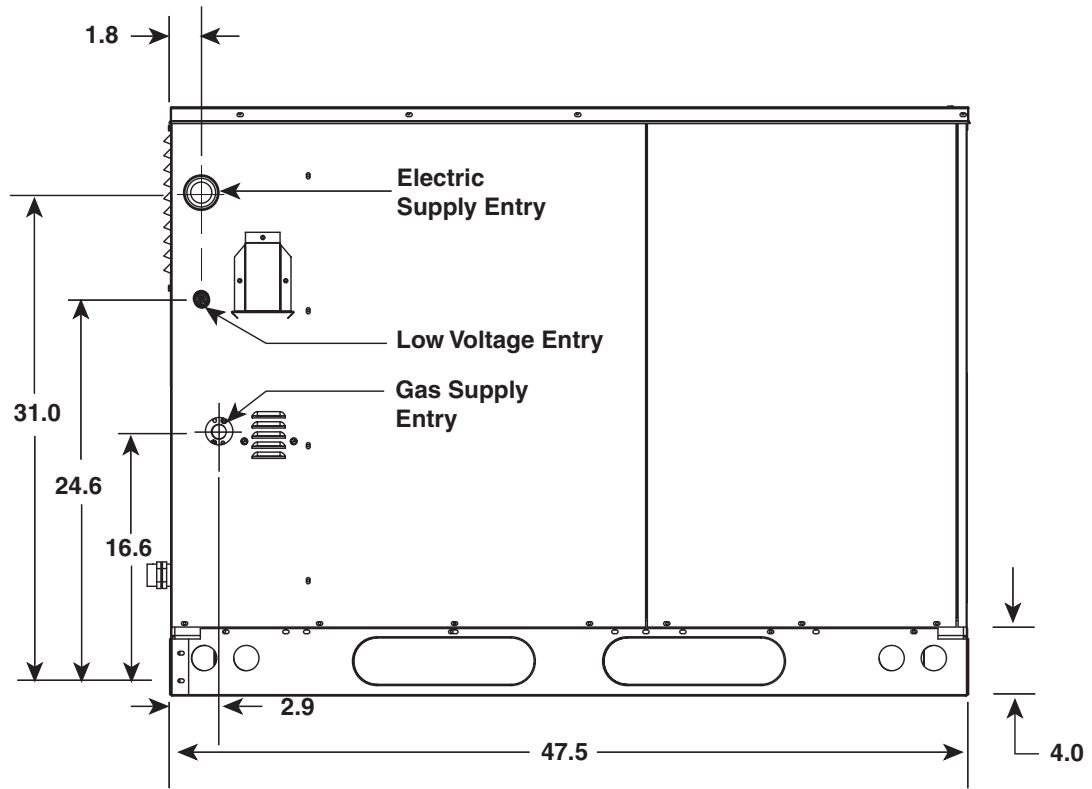
DIMENSIONS



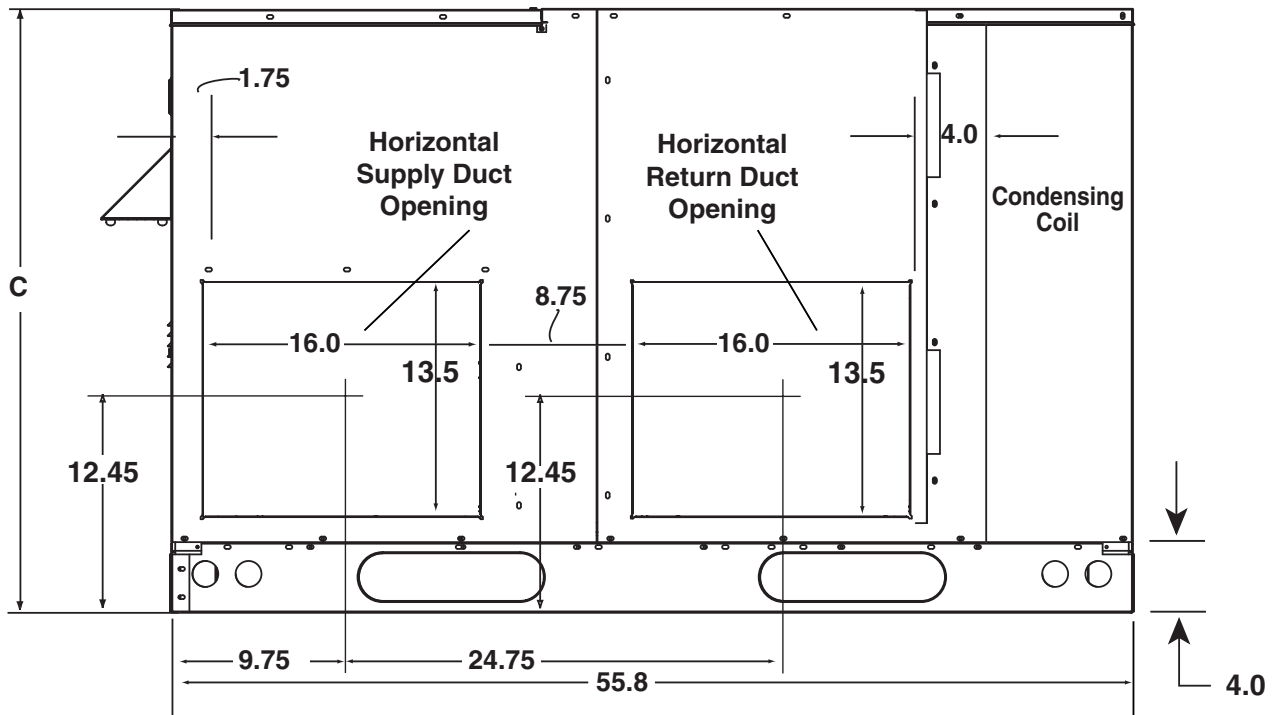
Top View

Model Number 13 SEER	Unit Weight	Shipping Weight	Center of Gravity		Height (in inches)	
			A	B	C	
					with base rails	without base rails
X24K072X	410	420	25.5	27.0	35.0	31.3
X30K072X	430	440	26.0	26.5	39.0	35.3
X36K100X	480	490	26.0	27.0	39.0	35.3
X42K100X	480	490	27.0	26.5	39.0	35.3
X48K120X	530	540	27.0	26.5	43.0	39.3
X60K120X	560	570	27.0	26.5	43.0	39.3

DIMENSIONS continued



Side View



Back View

AIRFLOW DATA

Model Number R4GD	Heating Input (Btuh)	Heating Output (Btuh)	Heat Switch Setting	CFM	Heating Rise Range (°F)	Cooling Output (Btuh)	Blower Size	Motor HP
X24K072X	72,000	56,000	1,1 0,1	1200 1000	35-65	24,000	10 X 10	1/2
	48,000	37,500	1,1 0,1	990 750				
X24K072X	72,000	56,000	1,1 0,1	1200 1000	35-65	29,000	10 X 10	1/2
	48,000	37,500	1,1 0,1	990 750				
X36K100X	100,000	78,000	1,0 0,0	1585 1500	40-70	35,000	11 X 10	1
	60,000	47,000	1,0 0,0	1100 900				
X42K100X	100,000	78,000	1,0 0,0	1585 1500	40-70	40,000	11 X 10	1
	60,000	47,000	1,0 0,0	1100 900				
X48K120X	120,000	94,000	1,1 0,1	2005 1805	40-70	45,000	11 X 10	1
	72,000	56,000	1,1 0,1	1200 1100				
X60K120X	120,000	94,000	1,1 0,1	2005 1805	40-70	54,000	11 X 10	1
	72,000	56,000	1,1 0,1	1200 1100				

NOTE: CFM and Rise are independent of ESP in a variable speed blower.

Cooling Airflow Settings

SWITCH NUMBER							Recommended A/C Airflow Rate (CFM)							
1	2	3	4	5	6	7	2 - 2.5 TON				3 - 5 TON			
0	0	0	1				675	2.5 Ton	2 Ton	900	5 Ton	4 Ton	3.5 Ton	3 Ton
1	0	0	1				720			1000				
0	0	0	0				750			1100				
1	0	0	0				800			1215				
0	0	1	0				825			1350				
1	0	1	0				880			1485				
0	1	0	1				945		1530					
1	1	0	1				990		1700					
0	1	0	0				1050		1870					
1	1	0	0				1100		1890					
0	1	1	0				1155		2100					
1	1	1	0				1210		2310					

Heating Airflow Settings

Nominal Airflow Rates (CFM) and Temperature Rises (°F)														
Switches			R4GD-*072X				R4GD-*100X				R4GD-*120X			
			Low Fire Input		High Fire Input		Low Fire Input		High Fire Input		Low Fire Input		High Fire Input	
5	6	7	48,000		72,000		60,000		100,000		72,000		120,000	
0	0	#	N/A	N/A	N/A	N/A	900	51	1500	51	900	61	1500	61
1	0	#	N/A	N/A	N/A	N/A	1100	42	1585	48	1100	50	1585	58
0	1	#	750	49	1000	55	1100	42	1805	42	1100	50	1805	51
1	1	#	990	37	1200	46	1200	38	2005	38	1200	46	2005	46

NOTE: 0 = OFF 1 = ON

Switch is not used — Can be 0 or 1

1. Recommended temperature rises are highlighted in **bold**.

2. Temperature rises in the table are approximate. Actual temperature rises may vary.

SPECIFICATIONS AND ELECTRICAL DATA

SINGLE PHASE

MODEL	R4GD-X24K072X	R4GD-X30K072X	R4GD-X36K100X	R4GD-X42K100X	R4GD-X48K120X	R4GD-X60K120X
Performance						
Heating Input High/Low Btuh	72,000 / 48,000	72,000 / 48,000	100,000 / 60,000	100,000 / 60,000	120,000 / 72,000	120,000 / 72,000
Heating Output High/Low Btuh	56,000 / 37,500	56,000 / 37,500	78,000 / 47,000	78,000 / 47,000	94,000 / 56,000	94,000 / 56,000
Capacity-Cooling Btuh	24,000	29,000	35,000	40,000	46,000	54,000
AFUE	78	78	78	78	78	78
Efficiency -- SEER	13.00	13.00	13.00	13.00	13.00	13.00
Efficiency -- EER	11.7	11.7	11.3	11.8	11.7	10.5
Electrical Rating - 60 Hz						
Phase	1	1	1	1	1	1
Operating Voltage Range	187 - 253	187 - 253	187 - 253	187 - 253	187 - 253	187 - 253
Minimum Circuit Ampacity	20.63	22.5	30.8	32.7	35.8	41.4
Max. Overcurrent Protection	30	35	45	50	50	60
Compressor Data						
Volts	208 / 230	208 / 230	208 / 230	208 / 230	208 / 230	208 / 230
Rated Load Amps	12.1	13.6	16.4	17.9	20.4	24.6
Lock Rotor Amps	54	67	83	88	109	118
Indoor Blower						
Wheel Diameter	10 x 10	10 x 10	11 x 10	11 x 10	11 x 10	11 x 10
Motor Type	Variable Speed	Variable Speed	Variable Speed	Variable Speed	Variable Speed	Variable Speed
Motor HP	1/2	1/2	1	1	1	1
Motor Amps	4.3	4.3	9.1	9.1	9.1	9.1
Outdoor Fan						
Motor HP	1/4	1/4	1/4	1/4	1/4	1/3
Motor Amps	1.2	1.2	1.2	1.2	1.2	1.5
Fan Diameter/CFM	20" / 3500	20" / 3500	20" / 3500	20" / 3500	20" / 3500	20" / 3500
Refrigerant Charge (oz)	104	104	115	192	226	235

ACCESSORIES

Description	Part Number
Roof Curb (8")	547830
Roof Curb (14")	547831
Roof Curb (18")	547850
Roof Curb (24")	547851
Cap, Duct Adapter, 12" Round	913811A
Cap, Duct Adapter, 14" Round	913812A
Filter Kit R4GD 024	547886
Filter Kit R4GD 030 - 042	547888
Filter Kit R4GD 048 - 060	547889
Filter Kit, All Downflow Applications (not required with economizer)	547885
Low Ambient Kit	913549A
High Pressure Switch Kit	913550
Low Pressure Switch Kit	913551
U.S. LP Gas Conversion Kit (0 ft to 10,000 ft above sea level)	904090A
Canadian LP Gas Conversion Kit (0 to 4,500 ft above sea level)	904091A
Outdoor Thermostat Kit	913852
Universal Hard Start Kit	912933



We Encourage Professionalism



Through Technician Certification by NATE



Before purchasing this appliance, read important energy cost and efficiency information available from your retailer. Specifications and illustrations subject to change without notice and without incurring obligations.

Maytag is a registered trademark of the Maytag Corporation and is used under license to NORDYNE Inc.

671B-0605 (Replaces 671B-0305)

Printed in U.S.A. (06/05)