




TECHNICAL SPECIFICATIONS

Model SA1BD Series



M1000S Product Line

**Ultra High Efficiency Air Conditioner
13+ SEER — 2 - 5 Ton Capacity**

- **10 YEAR
WARRANTY**
- **WORRY-FREE
PERFORMANCE**
- **1 YEAR
DEPENDABILITY
PROMISE**



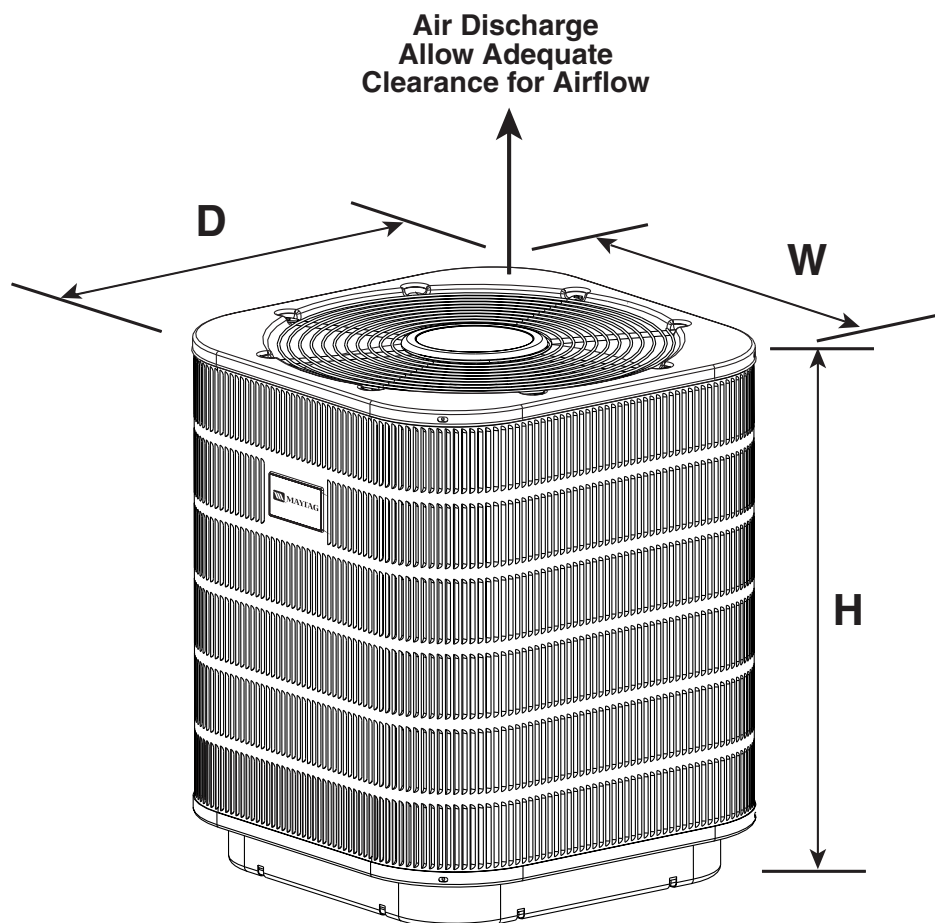
The SA1BD Series of air conditioners offers exceptional performance from a small, compact package. The unit, when combined with our engineered coils or air handlers, offers a full line of quality, split system cooling equipment. The SA1BD is rated at 13 SEER when matched with our multi speed air handler or furnace. When matched with our variable speed air handler, or our variable speed blower kits, the SA1BD is rated up to 14 SEER. Units are ideally sized for slab or rooftop mounting.

Features and Benefits

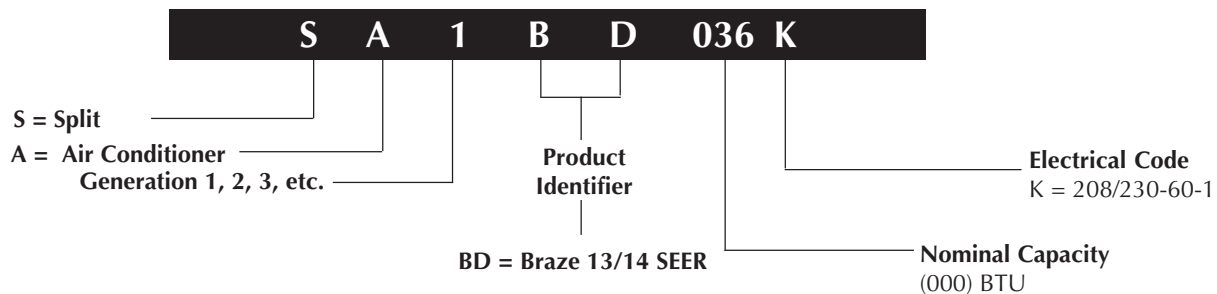
- **Durable Attractive Stainless Steel Cabinet** – Durable brushed stainless steel protects the coil from yard hazards and extreme weather. Unit is trimmed in a silicone-protected polyester finish with a 950 hour salt spray that resists corrosion 50% better than comparable units.
- **Quiet Plus™ Compressor Sound Blanket** – Engineered to significantly reduce unwanted noise.
- **Copper Tube / Aluminum Fin Coils** – Coils are designed to optimize heat transfer, minimize size and cost, and increase durability and reliability.
- **Permanently Lubricated Motor** – A heavy duty PSC motor for long lasting reliability and quiet operation. Requires no maintenance and is completely protected from rain and snow.
- **Full Service Valves** – These brass valves are easily accessible and simplify servicing of the refrigeration system.
- **Removable Top Grille Assembly** – Allows ease of service from the top without disconnecting fan motor leads.
- **One Piece Top/Orifice** – Designed for maximum airflow and quiet operation.
- **2-1/2" Pedestal Base** – The sturdy base keeps the bottom of the coil out of harms way. Secondly, the base has weep holes along the edge to allow the water from rain to flow away from the unit.
- **Easy Compressor and Control Access** – Designed to make servicing easier for the contractor, access panels are provided to all controls and the compressor from the side of the unit.
- **10 Year Residential Parts Warranty and 1 Year Dependability Promise**
The best warranty in the business.

DIMENSIONS/OUTDOOR SECTION

SA1BD	024	030	036	042	048	060
H	30 1/2	34 1/2	38 1/2	38 1/2	42 1/2	42 1/2
W	30 1/2	30 1/2	30 1/2	30 1/2	30 1/2	30 1/2
D	30 1/2	30 1/2	30 1/2	30 1/2	30 1/2	30 1/2



IDENTIFICATION CODE



PHYSICAL AND ELECTRICAL SPECIFICATIONS / OUTDOOR UNITS

13+ SEER — Ultra High Efficiency — Single Phase

Model No. SA1BD		024	030	036	042	048	060	
Electrical Data	Volts-Cycles-Phase (1)	208/230-60-1	208/230-60-1	208/230-60-1	208/230-60-1	208/230-60-1	208/230-60-1	
	Total Amps	11.6	13.6	16.2	17.5	19.8	26.4	
	Delay Fuse Max. (2)	20	25	30	35	40	50	
	Min. Circuit Ampacity	14.2	16.6	19.9	21.5	24.4	32.6	
Component Data	Coil	Area	17.9	20.4	23.0	23.0	25.5	25.5
		Rows-FPI	1-22	1-22	1-22	1-22	1-22	2-18
		Tube Dia.	3/8 O.D.	3/8 O.D.	3/8 O.D.	3/8 O.D.	3/8 O.D.	3/8 O.D.
	Fan Motor	Type	PSC	PSC	PSC	PSC	PSC	PSC
		Amps	1.4	1.4	1.5	1.5	1.5	1.4
		Watts-HP	245	245	300	300	300	245
	Fan Blade	Dia.-#Blades	24 in. - 2	24 in. - 2	24 in. - 3	24 in. - 3	24 in. - 3	24 in. - 2
		SCFM	3300	3300	4000	4000	4000	4000
	Compressor Data	RLA	10.2	12.2	14.7	16.0	18.3	25.0
		LRA	56	67	83	90	109	169
Refrigerant Suction Line-Length/O.D. (Liq. Line All Lengths - 3/8"O.D.)		0 - 24 ft.	3/4"	3/4"	3/4"	3/4"	7/8"	7/8"
	25 - 39 ft.	3/4"	3/4"	3/4"	7/8" (3)	7/8"	1-1/8" (4)	
	40 - 75 ft.	3/4"	7/8" (3)	7/8" (3)	7/8" (3)	7/8"	1-1/8" (4)	
Refrigerant Charge (Outdoor unit, Indoor Unit 15' Line Set)	R-22 Ounces	94	114	114	131	143	192	
Weight Approximate (lbs.)	Net	172	182	198	191	199	250	
	Ship	184	194	211	203	211	265	

COPPER WIRE SIZE — AWG (1% Voltage Drop)				
Supply Wire Length-Feet				Supply Circuit Ampacity
200	150	100	50	
6	8	10	14	15
4	6	8	12	20
4	6	8	10	25
4	4	6	10	30
3	4	6	8	35
3	4	6	8	40
2	3	4	6	45
2	3	4	6	50

Wire Size based on N.E.C. for 60° type copper conductors.

- (1) Operating Voltage Range: 187v min. — 253v max.
- (2) HACR Type Circuit Breakers may be used.
- (3) Requires 7/8" to 3/4" reducer from line to unit.
- (4) Requires 7/8" to 1-1/8" reducer from line to unit.

SYSTEM HEATING & COOLING CAPACITIES

13+ SEER — Ultra High Efficiency — Single Phase

Outdoor Unit Number SA1BD	Indoor Unit Number C3BA-	BTUH	SEER	SCFM	Orifice (1)
024K	036(C,U)-A+TDR† (2)	24000	13.0	900	.065
024K	036(C,U)-B+TDR† (2)	24000	13.0	900	.065
030K	036(C,U)-A+TDR† (2)	30000	13.0	1050	.069
030K	036(C,U)-B+TDR† (2)	30000	13.0	1050	.069
036K	042(C,U)-B+TDR† (2)	36000	13.0	1250	.080
042K	048(C,U)-B+TDR† (2)	40000	13.0	1250	.080
042K	048(C,U)-C+TDR†	40000	13.0	1250	.080
048K	060(C,U)-C+TDR† (2)	48000	13.0	1550	.087
060K	060(C,U)-C+TDR† (2)	56000	13.0	1550	.103

Outdoor Unit Number SA1BD	Indoor Unit Number B3BM	BTUH	SEER	SCFM	Orifice (1)
024K	030K(A,B)B	25000	13.0	900	.065
024K	036KBB	25000	13.0	900	.065
030K	036KA	30000	13.0	1050	.069
036K	042KBB	36000	13.0	1250	.080
042K	048KBB	40000	13.0	1250	.080
048K	060KCB	48000	13.0	1550	.087
060K	066KCB	57000	13.0	1700	.103

† TDR = Time Delay Relay, included with Maytag furnace.

(1) Orifice supplied with outdoor unit.

(2) Available as horizontal cased coil.

See current ARI Directory for certified combinations and ratings.

SYSTEM HEATING & COOLING CAPACITIES (continued)

14 SEER — Ultra High Efficiency — Single Phase

Outdoor Unit Number SA1BD	Indoor Unit Number C3BA-	BTUH	SEER	SCFM	Orifice (1)
024K	036(C,U)-B+VSB (2)	24800	14.0	880	.065
030K	036(C,U)-B+VSB (2)	30800	14.0	1100	.069
036K	042(C,U)-B+VSB (2)	36600	14.0	1200	.080
042K	048(C,U)-B+VSB (2)	40500	14.0	1200	.080
042K	048(C,U)-C+VSB	40500	14.0	1200	.080
048K	060(C,U)-C+VSB (2)	48500	14.0	1550	.087
060K	060(C,U)-C+VSB (2)	56500	14.0	1550	.103

Outdoor Unit Number SA1BD	Indoor Unit Number B3VM	BTUH	SEER	SCFM	Orifice (1)
024K	036KBB	24800	14.0	880	.065
030K	036KBB	30800	14.0	1100	.069
036K	048KBB	36600	14.0	1200	.080
042K	048KBB	40500	14.0	1200	.080
048K	060KCB	48500	14.0	1550	.087
060K	066KCB	57500	14.0	1665	.103

Outdoor Unit Number SA1BD	Indoor Unit Number B3BM	BTUH	SEER	SCFM	Orifice (1)
024K	036KBB+VSB	24800	14.0	880	.065
030K	036KBB+VSB	30800	14.0	1100	.069
036K	042KBB+VSB	36600	14.0	1200	.080
042K	048KBB+VSB	40500	14.0	1200	.080
048K	060KCB+VSB	48500	14.0	1550	.087
060K	066KCB+VSB	57500	14.0	1665	.103

(1) Orifice supplied with outdoor unit.

(2) Available as horizontal cased coil.

See current ARI Directory for certified combinations and ratings.

ACCESSORIES - CONDENSING UNIT

Start Assist Kit - 912933

Provides additional starting torque for the compressor motor when operating with low line voltage or high operating temperatures.

Fan Delay Kit (TDR)

911758 - 80-second fan delay

Variable Speed Blower Kit (VSB)

903756A - Furnace "B" cab. & "C" cab.

903764B - Air Handler "B" cab.

903965B - Air Handler "C" cab.



CERTIFICATION APPLIES ONLY
WHEN THE COMPLETE
SYSTEM IS LISTED
WITH ARI



We Encourage
Professionalism



Through Technician
Certification by NATE



Before purchasing this appliance, read important energy cost and efficiency information available from your retailer. Specifications and illustrations subject to change without notice and without incurring obligations.

Maytag is a registered trademark of the Maytag Corporation and is used under license to NORDYNE Inc.

851B-0105

Printed in U.S.A. (01/05)