




## TECHNICAL SPECIFICATIONS

*Model SA4BF Series*



M1000S Product Line

**R-410A Ultra High Efficiency Air Conditioner  
16 SEER — 2 - 5 Ton Capacity**



- **10 YEAR  
WARRANTY**
- **WORRY-FREE  
PERFORMANCE**
- **1 YEAR  
DEPENDABILITY  
PROMISE**



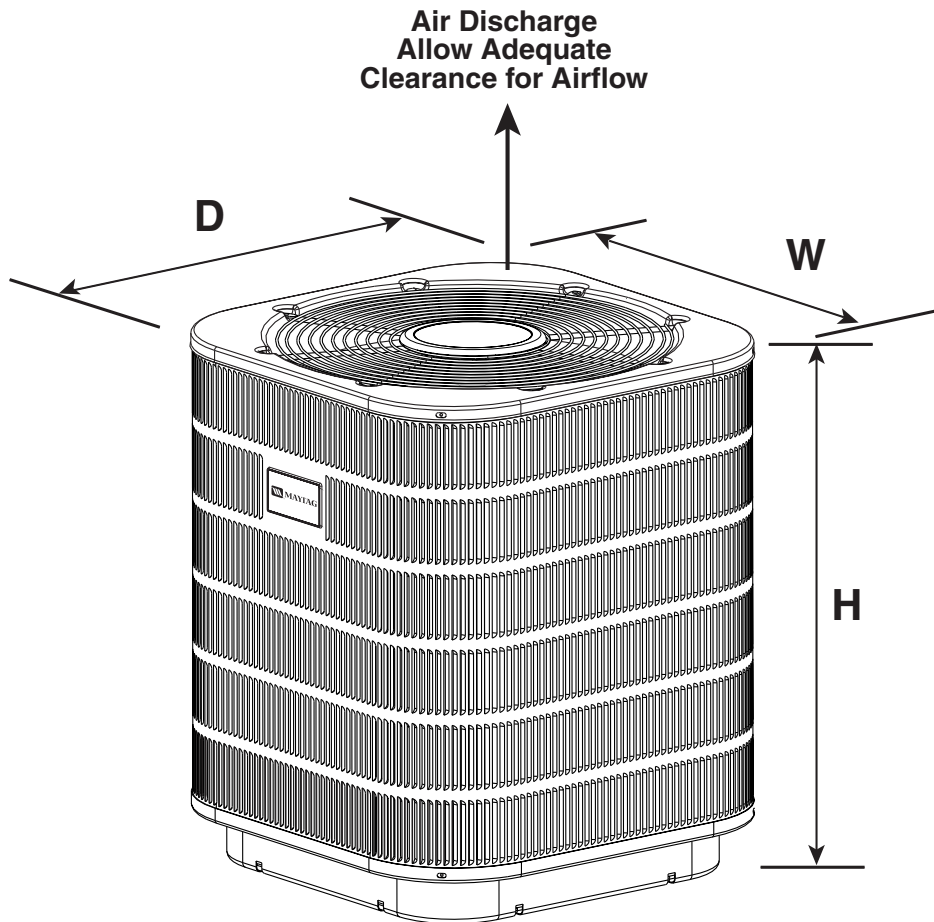
Maytag now offers you the choice of an air conditioner that uses a more efficient and environmentally friendly refrigerant designated Smart Cool 410™ (R-410A). The SA4BF Series of Maytag air conditioners offers exceptional performance. The unit, when combined with our engineered coils or air handlers, offers a line of quality, 16 SEER split system cooling equipment.

### Features and Benefits

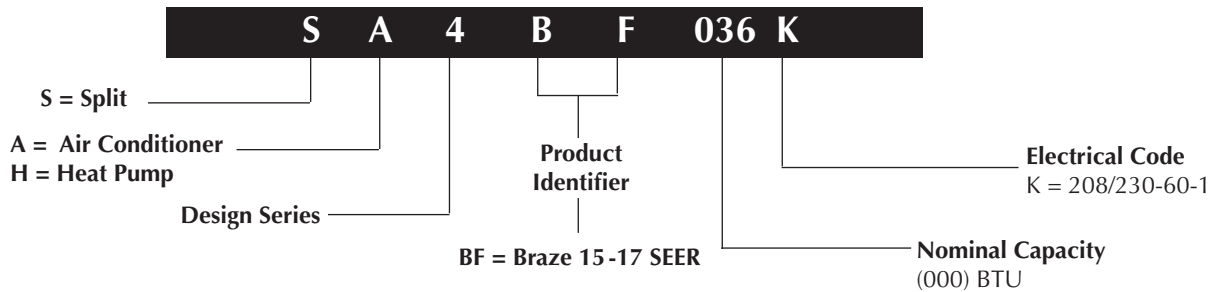
- **Smart Cool 410™ Refrigerant (R-410A)** – Earth friendly non-ozone depleting refrigerant.
- **“UltraTech” Copeland Scroll™ Compressor** – The UltraTech Compressor operates with 2 stages of cooling capacity to provide superior comfort and efficiency. Copeland’s proven and simple design equates to years of comfort and reliability for the homeowner with virtually silent operation.
- **Comfort Alert™ Diagnostic Module** – Detects system and electrical problem conditions. A “check system” signal can be sent to the optional Maytag thermostat.
- **Quiet Plus™ Sound Package** – Consists of a Quiet Plus™ Compressor Sound Blanket and a Swept Wing Fan Blade. Both have been engineered to significantly reduce unwanted noise.
- **Durable Attractive Stainless Steel Cabinet** – Durable brushed stainless steel protects the coil from yard hazards and extreme weather. Unit is trimmed in a silicone-protected polyester finish with a 950 hour salt spray that resists corrosion 50% better than comparable units.
- **Copper Tube / Aluminum Fin Coils** – Coils are designed to optimize heat transfer, minimize size and cost, and increase durability and reliability.
- **Permanently Lubricated Motor** – A heavy duty PSC motor for long lasting reliability and quiet operation. Requires no maintenance and is completely protected from rain and snow.
- **Full Port Service Valves** – Full port brass ball valves provide low pressure drop and ease of service. The valves are actuated by 1/4 turn full open to full close.
- **Removable Top Grille Assembly** – Allows ease of service from the top without disconnecting fan motor leads.
- **Low Pressure Switch** – Loss of charge protection ensures long compressor life. Auto-reset feature prevents nuisance service visits.
- **High Pressure Switch** – Protects against abnormally high system pressures. Auto-reset feature prevents nuisance service visits.
- **Liquid Line Filter Drier** – Included with unit, field installed.
- **One Piece Top/Orifice** – Designed for maximum airflow and quiet operation.
- **2-1/2” Pedestal Base** – The sturdy base keeps the bottom of the coil out of harms way. Secondly, the base has weep holes along the edge to allow the water from rain to flow away from the unit.
- **Easy Compressor and Control Access** – Designed to make servicing easier for the contractor, access panels are provided to all controls and the compressor from the side of the unit.
- **10 Year Residential Parts Warranty and 1 Year Dependability Promise**  
The best warranty in the business.

# DIMENSIONS/OUTDOOR SECTION

SA4BF	24	036	048	060
H	34 1/2	42 1/2	42 1/2	42 1/2
W	30 1/2	30 1/2	30 1/2	30 1/2
D	30 1/2	30 1/2	30 1/2	30 1/2



# IDENTIFICATION CODE



# PHYSICAL AND ELECTRICAL SPECIFICATIONS / OUTDOOR UNITS

## 16 SEER — R-410A Ultra High Efficiency — Single Phase

Model Number SA4BF		024	036	048	060	
Electrical Data	Volts-Cycles-Phase (1)	208/230-60-1	208/230-60-1	208/230-60-1	208/230-60-1	
	Total Amps	11.3	17.9	22.4	26.9	
	Delay Fuse Max. (2)	20	35	45	50	
	Min. Circuit Ampacity	13.9	22.1	27.7	33.3	
Condenser Data	Coil	Area	20.3	25.4	25.4	25.4
		Rows-FPI	2-18	2-18	2-18	2-18
		Tube Dia	3/8" O.D.	3/8" O.D.	3/8" O.D.	3/8" O.D.
	Fan Motor	Type	PSC	PSC	PSC	PSC
		Speeds	1	2	2	2
		Amps	1.0	1.3	1.3	1.3
		Lo/Hi Spd Watts	200	187/250	187/250	187/250
		HP	1/4	1/4	1/4	1/4
	Fan Blade	Dia-# Blades	24"- 2	24"- 2	24"- 2	24"- 2
		SCFM	3600	4000	4000	4000
	Compressor Data	RLA	10.3	16.6	21.1	25.6
		LRA	52	82	96	99
Refrigerant suction line O.D.(all length of liquid line are 3/8" O.D.)	0-24 ft.	3/4"	7/8" (6)	7/8"	7/8"	
	25-39 ft.	7/8"	1-1/8" (5)	1-1/8" (5)	1-1/8" (5)	
	40-75 ft.	7/8"	1-1/8" (5)	1-1/8" (5)	1-1/8" (5)	
Refrigerant charge (R-410A) in ounces for outdoor unit, indoor unit and 15' lineset.		192	264	232	248	
Weight	Net	248	238	238	238	
	Approximate (lbs.)	Ship	260	250	250	250

COPPER WIRE SIZE — AWG (1% Voltage Drop)				
Supply Wire Length-Feet				Supply Circuit Ampacity
200	150	100	50	
6	8	10	14	15
4	6	8	12	20
4	6	8	10	25
4	4	6	10	30
3	4	6	8	35
3	4	6	8	40
2	3	4	6	45
2	3	4	6	50

Wire Size based on N.E.C. for 60° type copper conductors.

- (1) Operating voltage range: 187V minimum - 253 V maximum
- (2) HACR type circuit breakers may be used
- (3) Requires 3/4" to 5/8" reducer from unit to lineset
- (4) Requires 7/8" to 3/4" reducer from unit to lineset
- (5) Requires 1-1/8" to 7/8" reducer from unit to lineset
- (6) Use of a 3/4" lineset will result in approximately 2% loss in capacity

# SYSTEM HEATING & COOLING CAPACITIES

## 16 SEER — Ultra High Efficiency — Single Phase

With this Coil						
Outdoor Unit Number SA4BF	Indoor Unit Number C4BA	Low Speed Capacity (Btu/h)	High Speed Capacity (Btu/h)	SEER	Low Speed SCFM	High Speed SCFM
024K	X24(C,U)-B+VSB	18000	24000	15.5	650	850
036K	X36(C,U)-B+VSB	25000	36000	16.0	720	1050
048K	X48(C,U)-C+VSB	35000	48000	16.2	1100	1595
060K	X60(C,U)-C+VSB	42000	57000	15.0	1170	1700

With this Air Handler						
Outdoor Unit Number SA4BF	Indoor Unit Number PAH4VM/B4VM	Low Speed Capacity (Btu/h)	High Speed Capacity (Btu/h)	SEER	Low Speed SCFM	High Speed SCFM
024K	X24KB	18000	24000	15.5	650	850
036K	X36KC	25000	36000	16.0	730	1060
048K	X48KC	35000	48000	16.2	1070	1555
060K	X60KC	42000	57000	15.0	1150	1665

Air handlers and coils used in tables are designed and manufactured by NORDYNE.

## COMFORT ALERT™ DIAGNOSTIC MODULE

Green POWER LED Indicates Voltage Is Present At The Power Connection Of The Module

Yellow ALERT LED Flashes To Indicate Fault Code

Red TRIP LED Indicates If Compressor Is Tripped Or Has No Power



Pass Through Ports Detect Run/Start Current; Spade Connectors Detect Tstat Demand and Pilot Voltage; Microprocessor Monitors Behavior To Determine Faults

Diagnostics Key Directs Service Tech To The Root Cause Of A Problem

## ACCESSORIES - CONDENSING UNIT

### Start Assist Kit - 912933

Provides additional starting torque for the compressor motor when operating with low line voltage or high operating temperatures.

### Variable Speed Blower Kit (VSB)

904075 - Furnace "B" cab. & "C" cab.





CERTIFICATION APPLIES ONLY  
WHEN THE COMPLETE  
SYSTEM IS LISTED  
WITH ARI



We Encourage  
Professionalism



Through Technician  
Certification by NATE



Before purchasing this appliance, read important energy cost and efficiency information available from your retailer. Specifications and illustrations subject to change without notice and without incurring obligations.

Maytag is a registered trademark of the Maytag Corporation and is used under license to NORDYNE Inc.

983B-0705

Printed in U.S.A. (07/05)