




TECHNICAL SPECIFICATIONS

Model SH4BF Series



M1000S Product Line

**R-410A Ultra High Efficiency Heat Pumps
15+ SEER — 2 - 5 Ton Capacity**

- **10 YEAR
WARRANTY**
- **WORRY-FREE
PERFORMANCE**
- **1 YEAR
DEPENDABILITY
PROMISE**



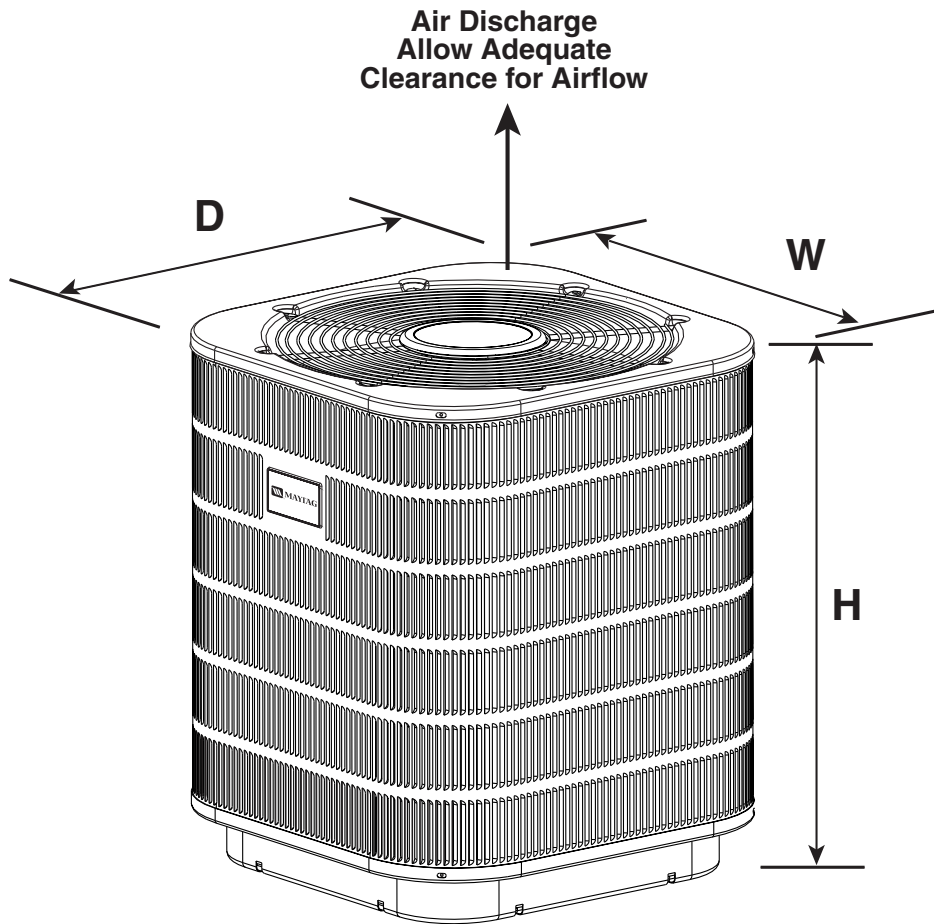
Maytag now offers the choice of a heat pump that uses a more efficient and environmentally friendly refrigerant designated Smart Cool 410™ (R-410A). The SH4BF Series of Maytag heat pumps offers exceptional performance as well as environmental protection. These models, when matched with our variable speed air handlers or variable speed equipped gas furnaces, offer a line of high quality heat pump systems rated up to 15+ SEER and 8.5 HSPF.

Features and Benefits

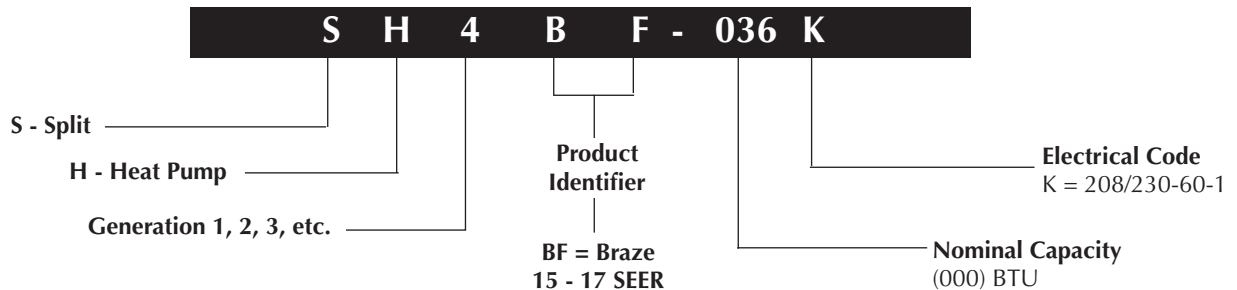
- **Smart Cool 410™ Refrigerant (R-410A)** – Earth friendly non-ozone depleting refrigerant.
- **Comfort Alert™ Diagnostic Module** – Detects system and electrical problem conditions. A diagnostics key directs the service technician to the root cause of a problem.
- **“Ultra Tech” Copeland Scroll™ Compressor** – The Ultra Tech Compressor operates with 2 stages of heating and cooling capacities to provide superior comfort and efficiency. Copeland’s proven and simple design equates to years of comfort and reliability for the homeowner with virtually silent operation.
- **Quiet Plus™ Sound Package** – Consists of a Quiet Plus™ Compressor Sound Blanket and a Swept Wing Fan Blade. Both have been engineered to significantly reduce unwanted noise.
- **Designed using Stainless Steel** – Durable brushed stainless steel protects the coil from yard hazards and extreme weather. Unit is trimmed in a silicone-protected polyester finish with a 950 hour salt spray finish that resists corrosion 50% better than comparable units.
- **Copper Tube / Aluminum Fin Coils** – Coils are designed to optimize heat transfer, minimize size and cost, and increase durability and reliability.
- **Permanently Lubricated Motor** – A heavy duty PSC motor for long lasting reliability and quiet operation. Requires no maintenance and is completely protected from rain and snow.
- **Full Service Valves** – These brass valves are easily accessible and simplify servicing of the refrigeration system.
- **Time / Temperature Defrost** – A reliable, industry standard control offers various time settings to meet any type climate.
- **Removable Top Grille Assembly** – Allows ease of service from the top without disconnecting fan motor leads.
- **High Pressure Switch** – Protects against abnormally high system pressures. Auto-reset feature prevents nuisance service visits.
- **Low Pressure Control** – Loss of charge protection ensures long compressor life.
- **Liquid Line Filter / Drier** – Included with unit, field installed.
- **One Piece Top/Orifice** – Designed for maximum airflow and quiet operation.
- **Common Suction Service Port** – This port allows the contractor to read the suction pressure in all modes of operation without removing any panels, saving time and increasing serviceability.
- **2-1/2” Pedestal Base** – The sturdy base keeps the bottom of the coil out of harms way. Secondly, the base has weep holes along the edge to allow the water from rain to flow away from the unit.
- **Suction Accumulator and Crankcase Heat** – Protection from liquid flood back and future compressor failures. All 12 seer H.P. have scroll compressors.
- **Hot Gas Muffler** – Reduces compressor noise and vibration.
- **Easy Compressor and Control Access** – Designed to make servicing easier for the contractor, access panels are provided to all controls and the compressor from the side of the unit.
- **10 Year Residential Parts Warranty and 1 Year Dependability Promise**
The best warranty in the business.

DIMENSIONS/OUTDOOR SECTION

SH4BF	024K	036K	048K	060K
H	38 1/2	42 1/2	42 1/2	42 1/2
W	30 1/2	30 1/2	30 1/2	30 1/2
D	30 1/2	30 1/2	30 1/2	30 1/2



IDENTIFICATION CODE



PHYSICAL AND ELECTRICAL SPECIFICATIONS / OUTDOOR UNITS

15+ SEER — Ultra High Efficiency — Single Phase

Model Number SH4BF		024	036	048	060		
Electrical Data	Volts-Cycles-Phase (1)		208/230-60-1	208/230-60-1	208/230-60-1	208/230-60-1	
	Total Amps		11.3	17.9	22.4	26.9	
	Delay Fuse Max. (2)		20	35	45	50	
	Min. Circuit Ampacity		13.9	22.1	27.7	33.3	
Condenser Data	Coil	Area	22.8	25.4	25.4	25.4	
		Rows-FPI	2-16	2-18	2-18	2-18	
		Tube Dia	3/8" O.D.	3/8" O.D.	3/8" O.D.	3/8" O.D.	
	Fan Motor	Type	PSC	PSC	PSC	PSC	
		Speeds	1	2	2	2	
		Amps	1.0	1.3	1.3	1.3	
		Lo/Hi Spd Watts	200	187/250	187/250	187/250	
		HP	1/4	1/4	1/4	1/4	
	Fan Blade	Dia-# Blades	24"- 2	24"- 2	24"- 2	24"- 2	
		SCFM	3600	4000	4000	4000	
	Compressor Data	RLA	10.3	16.6	21.1	25.6	
LRA		52	82	96	99		
Refrigerant suction line O.D.(all length of liquid line are 3/8" O.D.)	0-24 ft.	3/4"	7/8" (4)	7/8"	7/8"		
	25-39 ft.	7/8"	1-1/8" (3)	1-1/8" (3)	1-1/8" (3)		
	40-75 ft.	7/8"	1-1/8" (3)	1-1/8" (3)	1-1/8" (3)		
Refrigerant charge (R-410A) in ounces for outdoor unit, indoor unit and 15' lineset.		208	272	272	272		
Weight	Net		253	277	277	301	
	Approximate (lbs.)		Ship		265	289	289

COPPER WIRE SIZE — AWG (1% Voltage Drop)				
Supply Wire Length-Feet				Supply Circuit Ampacity
200	150	100	50	
6	8	10	14	15
4	6	8	12	20
4	6	8	10	25
4	4	6	10	30
3	4	6	8	35
3	4	6	8	40
2	3	4	6	45
2	3	4	6	50

Wire Size based on N.E.C. for 60° type copper conductors.

(1) Operating Voltage Range: 198v min. — 253v max.

(2) HACR Type Circuit Breakers or Time Delay Fuse

(3) 7/8" to 3/4" reducer required.

SYSTEM HEATING & COOLING CAPACITIES

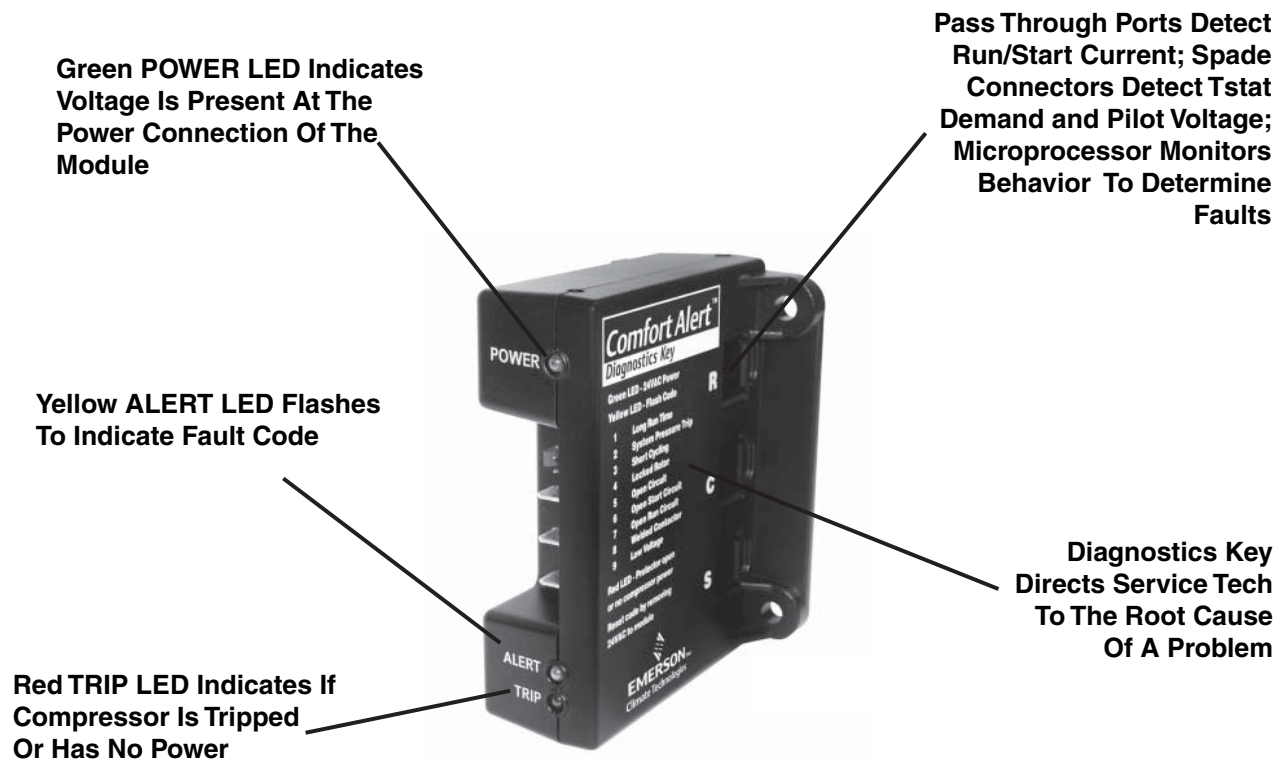
15+ SEER — Ultra High Efficiency — Single Phase

With this Coil									
Outdoor Unit Number SH4BF	Indoor Unit Number C4BA-	Cooling			Indoor CFM		Heating		
		Low Speed Capacity (Btu/h)	High Speed Capacity (Btu/h)	SEER	Low Speed SCFM	High Speed SCFM	Low Speed Capacity (Btu/h)	High Speed Capacity (Btu/h)	HSPF
024K	X24(C,U)-B+VSB	18000	24000	15.2	640	840	18000	25000	8.2
036K	X36(C,U)-B+VSB	24000	35000	15.0	800	1155	25000	37000	8.0
048K	X48(C,U)-C+VSB	33000	46000	15.0	1100	1595	32000	47000	8.5
060K	X60(C,U)-C+VSB	39000	56000	14.0	1170	1700	38000	56000	8.4

With this Air Handler									
Outdoor Unit Number SH4BF	Indoor Unit Number PAH4VM/B4VM	Cooling			Indoor CFM		Heating		
		Low Speed Capacity (Btu/h)	High Speed Capacity (Btu/h)	SEER	Low Speed SCFM	High Speed SCFM	Low Speed Capacity (Btu/h)	High Speed Capacity (Btu/h)	HSPF
024K	X24K-B	18000	24000	15.2	640	840	18000	25000	8.2
036K	X36K-C	24000	35000	15.0	790	1140	25000	37000	8.0
048K	X48K-C	33000	46000	15.0	1070	1555	32000	47000	8.5
060K	X60K-C	39000	56000	14.0	1150	1665	38000	56000	8.4

Air handlers and coils used in tables are designed and manufactured by NORDYNE.

COMFORT ALERT™ DIAGNOSTIC MODULE



ACCESSORIES - CONDENSING UNIT

Start Assist Kit - 912933

Provides additional starting torque for the compressor motor when operating with low line voltage or high operating temperatures.

Snow Stand

Plastic-coated, molded wire stand which elevates units 7-1/4" above ground level.

913145 - Shipped six (6) per box.

Variable Speed Blower Kit (VSB)

904075 - Furnace "B" cab. & "C" cab.

Transformer Upgrade Kit - 904077

Required for 2-stage heat pumps/gas furnace and fossil fuel kit.



CERTIFICATION APPLIES
ONLY WHEN THE
COMPLETE SYSTEM
IS LISTED WITH ARI



We Encourage
Professionalism



Through Technician
Certification by NATE



Before purchasing this appliance, read important energy cost and efficiency information available from your retailer. Specifications and illustrations subject to change without notice and without incurring obligations.

Maytag is a registered trademark of the Maytag Corporation and is used under license to NORDYNE Inc.

984B-0705

Printed in U.S.A. (07/05)