



IKONIC[®]

Quick Start Connection Guide
Powered by EcoNet[®] technology

Engineered to out-
perform.



Welcome to Rheem® IKONIC® **powered by EcoNet® technology**

Experience the ultimate in continuous hot water and convenience with Rheem IKONIC S- and SR-Series Condensing Tankless Water Heaters and built-in Wi-Fi powered by EcoNet technology. When downloaded to your smart device, the free EcoNet app allows you to control your water heater while on-the-go or at home.

Set the water temperature, monitor your energy use and get real-time alerts and notifications for added peace of mind. Plus, EcoNet is compatible with Alexa® voice control for smart home integration.



Follow the guide to enjoy easy setup up.

Features pages 4-5

Setup pages 6-11

Amazon® Alexa® Integration pages 12-15

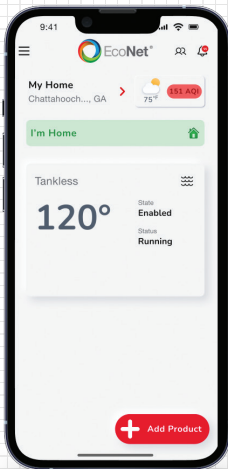


Say hello to

control.

Enjoy ultimate control from home or away.

The EcoNet app let's you optimize the Rheem® IKONIC® from your smartphone. Control temperature and recirculation modes. Set customized schedules to fit your busy lifestyle. Receive information alerts like maintenance reminders and track energy usage



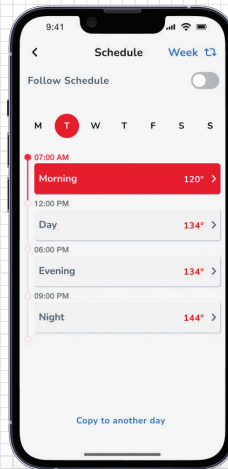
Overview dashboard

View alert notifications, local weather and connected device status



On demand pump control

Turn on recirculation pump at the touch of a button



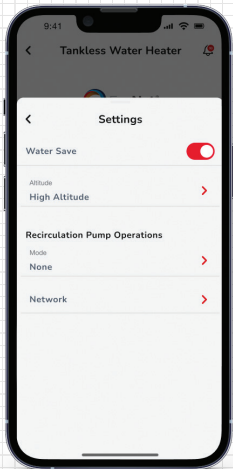
Scheduling

Set temperature schedule and recirculation pump schedule (if equipped)



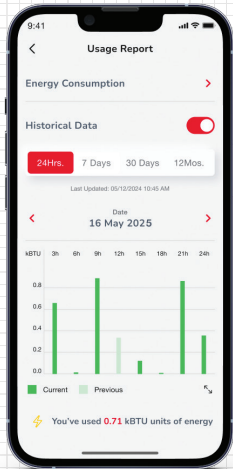
Alerts, error codes and notification settings

Includes maintenance reminders and a scalding alert for set points above 120°F



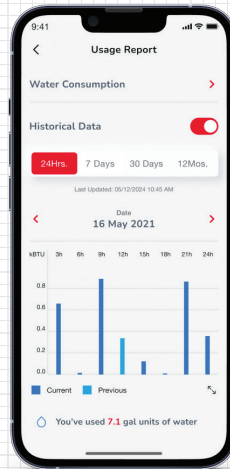
Water saving setting

Reduces water flow until set temperature is reached



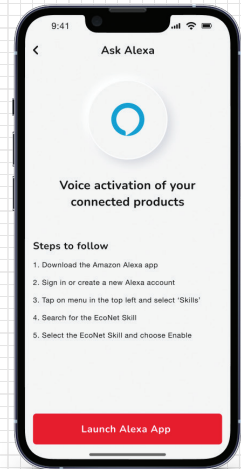
Monitor energy consumption (kBTU)

View weekly, monthly, and yearly energy usage reports



Monitor water consumption (gallons)

View weekly, monthly, and yearly energy usage reports



Amazon Alexa integration+ voice commands

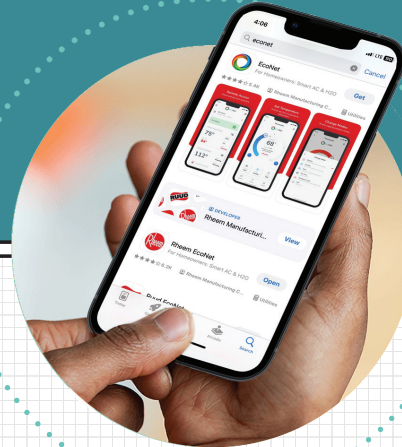
See setup on page 12



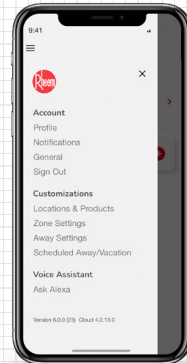
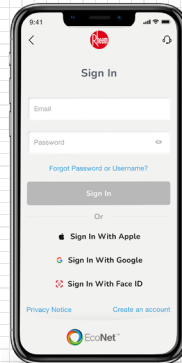


Step 1 Download the free EcoNet® app

The EcoNet® App is available on Apple® and Android phones.



Scan to go directly to the App Store and Google Play



1 On your Apple or Android phone, **visit** the App Store or Google Play

2 **Search** for and download the EcoNet® App

3 **Create an** EcoNet® account

4 **Enter** account information including water heater name and Contractor information (name, email, phone number)



Step 2 Begin setup on the tankless display

Using the touchscreen digital keypad, prepare your water heater for Wi-Fi.



1 Click the Service button



2 Using up or down arrows, **navigate** to “Network Instance”
Click the Enter button




3 Using up or down arrows, **navigate** to “Wi-Fi Setup”
Click Enter button
Using up or down arrows, **scroll** to “Wi-Fi Setup”
Click the Enter button to begin Wi-Fi



4 The Wi-Fi symbol will start blinking

Step 3 Connect water heater

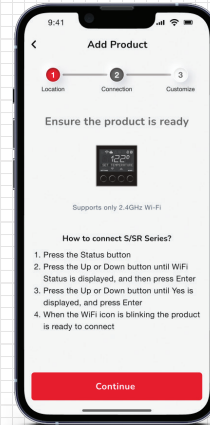
Before setup, ensure your Rheem® IKONIC® is set up and operating, and the EcoNet® App is installed.



1 Click the “Add Product” button



2 Select the digital control icon for your Rheem IKONIC display



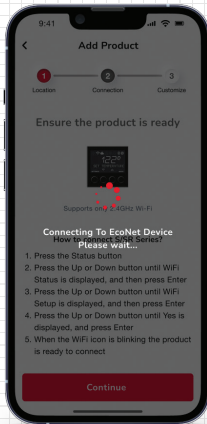
3 Press “Continue” to begin connection process



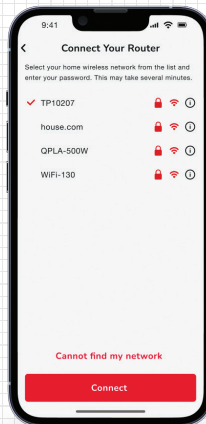
Scan to learn more about your Rheem® Product Warranty and to gain access to the Use And Care Guide.



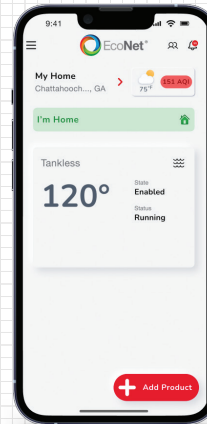
TIP In the event of a power outage, Rheem IKONIC® will automatically reconnect itself to Wi-Fi and the EcoNet® app when power is restored.



4 **Connect** your water heater to your home Wi-Fi



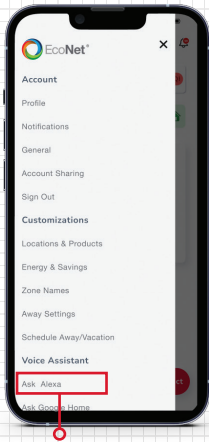
5 **Select** your Wi-Fi Network



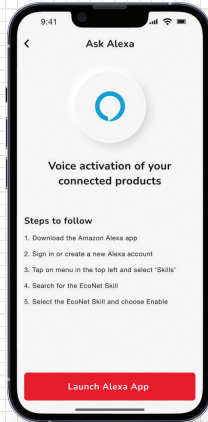
6 Your water heater is now **connected**

Amazon® Alexa® Integration

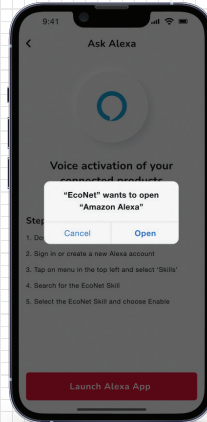
Before setup, ensure your Amazon® Echo account is set up, and the Alexa® App is installed.



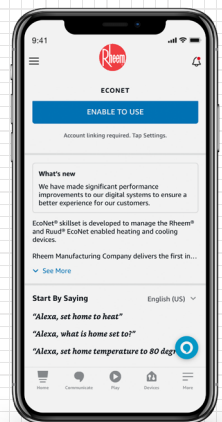
1 On the EcoNet® app, **press** the Menu bar and select “Ask Alexa”



2 **Click** “Launch Alexa App”



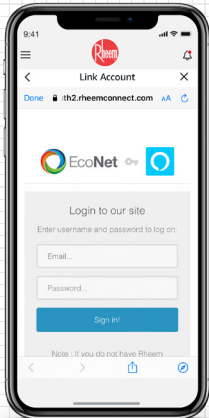
3 **Select** “Open”



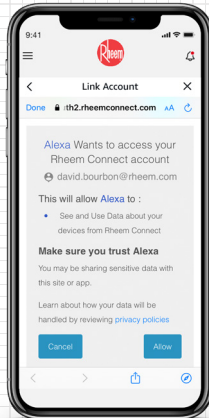
4 **Click** EcoNet® “Enable to Use”



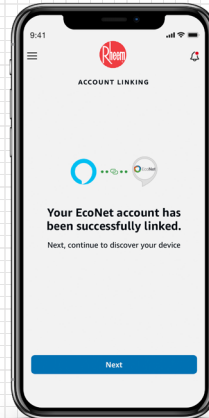
TIP To change the name of your Rheem® IKONIC®, go to “Devices” on your Amazon Alexa. This device name will be what you reference when giving voice commands to Alexa. It should be different from other devices on the Alexa account.



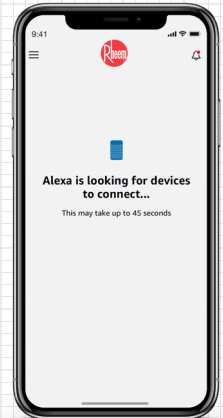
5 **Enter** EcoNet® Login Email and Password. **Click** Sign in



6 **Click** “Allow” to link accounts



7 **Click** “next” to continue



8 **Complete!** Wait for Alexa to find the device

Alexa voice

commands.

Adjust Temperature

- Increase “Tankless” temperature by 10 degrees
- Increase “Tankless” by 6 degrees
- Decrease “Tankless” temperature by 6 degrees
- Decrease “Tankless” by 6 degrees
- Decrease “Tankless”
- Decrease “Tankless” temperature
- Increase “Tankless”
- Increase “Tankless” temperature
- Make water warmer/cooler

Temperature Questions

- What is the “Tankless” temperature?
- Get the “Tankless” temperature

Recirculation Pump Control

- Turn on recirculation on the “Tankless”
- Start recirculation on the “Tankless”

Change Power State (On/Off)

- Turn on “Tankless”
- Turn off “Tankless”
- Turn “Tankless” on
- Turn “Tankless” off
- Turn (the) “Tankless” on
- Turn (the) “Tankless” off

Change Setpoints

You may only change the setpoints when it is in Home Mode.

- Set setpoints to N degrees
- Adjust setpoints by N degrees
- Set “Tankless” temperature to 120 degrees
- Set “Tankless” to 130 degrees



Your Rheem® Super High Efficiency Condensing Tankless Water Heater is loaded with features to help you save money and reduce water waste. These ultra low NOx tankless solutions are up to 96% efficient to reduce energy costs.



engineered for life™

Let's
connect.

**Customer Service,
Warranty and Parts**

800.621.5622

Technical Service

800.HEATER3
(800.432.8373)

EcoNet® Support

800.255.2388

**Plumber Support
Group**

866.339.2388

Please refer to the Use & Care Manual for additional details and instructions. Wi-Fi broadband internet connection required. Download the EcoNet® App from the App Store® or Google Play® to set up your EcoNet. Receipt of notifications depend on home Wi-Fi set up.

Amazon, Alexa and all related logos are trademarks of Amazon.com, Inc. or its affiliates. App Store is a service mark of Apple Inc., registered in the U.S. and other countries. Google, Google Play and the Google Play logo are trademarks of Google LLC.

EcoNet® is a registered trademark of Rheem Manufacturing Company.

© 2025 Rheem Manufacturing Company. Unless indicated otherwise, trademarks are owned by Rheem Manufacturing Company and its affiliates. Use of trademarks and marketing claims have been approved by Rheem legal. In keeping with its policy of continuous progress & program improvement, Rheem reserves the right to make changes without notice.