

Sustainable & Efficient Replacements for Gas Water Heaters



Rheem® ProTerra®
Plug-in Heat Pump

Rheem® ProTerra® Plug-in
Heat Pump with HydroBoost



[Rheem.com/ProTerra](https://www.rheem.com/ProTerra)



THE PROTERRA FAMILY OF HEAT PUMP WATER HEATERS

Now Available in 120V Plug-in Options

Rheem® ProTerra® Plug-in HPWH models are a sustainable, smart and simple gas water heater replacement. Because they offer a quick and easy install with minimal* clearance requirements and a standard tank footprint, both of the ProTerra Plug-ins are ideal for drop-in gas replacement and high efficiency upgrades while eliminating the need to install a 240V electric service.



High Efficiency, Sustainability, Easy Installation

SUPER HIGH EFFICIENCY

- Up to 5x the Efficiency of a Standard Gas Tank – 3.0 UEF for dedicated circuit and 3.46 UEF for shared circuit
- Added Savings – Built-in smart operating modes and time-of-use scheduling for increased efficiency

SUSTAINABLE SOLUTION

- Reduces Carbon Footprint and Energy Costs – Up to an 80% reduction in energy use
- No NOx Emissions On-site – A cleaner and healthier environment
- ENERGY STAR® Certified – Qualifies for local incentives and tax credits
- Demand Response Ready – Built-in EcoPort™ (CTA-2045 Port) allows easy connection to Utility programs

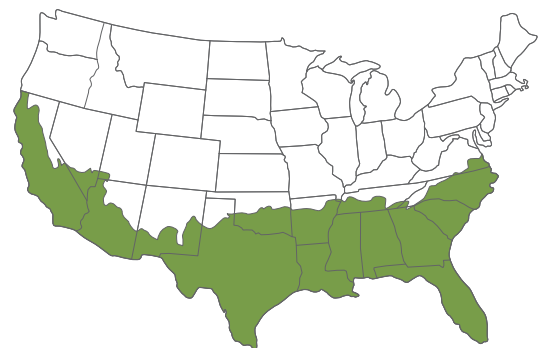


QUICK & EASY UPGRADE

- Easy Gas Replacement – **Industry-first** 120V Plug-in Heat Pump Water Heater technology
- 2x Faster Install – High efficiency upgrade with easy ducting and no condensate neutralizer needed
- Installs in More Places – Minimal* clearance requirement and the same footprint as a standard gas tank
- Streamlines Install and Service – Advanced diagnostics and reduced callbacks with one-button start up verification

For optimal operation, installation in shaded map zone is recommended.

When installing outside of the shaded zone, consult your local plumbing contractor.



Average Ambient Air Temp in January

- Below 37°F
- Above 37°F

*Zero side clearance requirement for ProTerra Plug-in Heat Pump with HydroBoost


Plug-in Heat Pump Technology

Rheem ProTerra Plug-in Heat Pump with HydroBoost

- Exclusive HydroBoost Extends Tank's Hot Water – Mixing valve maximizes output performance
- Easy Generator Back-up – Low power draw enables easy back-up when electricity is unavailable
- Shared 120V 15A circuit required

Rheem ProTerra Plug-in Heat Pump

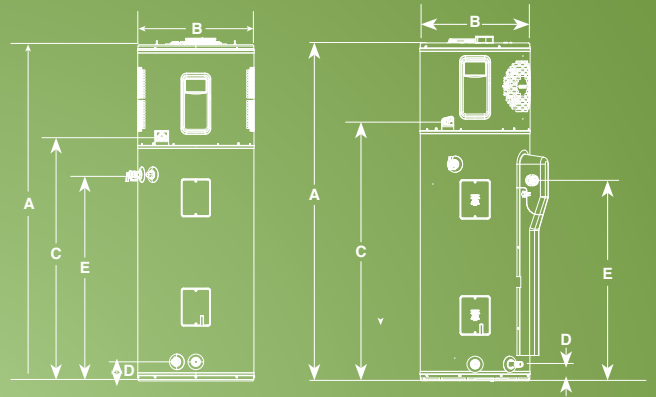
- Fastest Tank Recovery – Industry's largest compressor delivers the fastest Heat Pump Water Heater Recovery on the market and performs similarly to a standard gas tank
- Dedicated 120V 15A circuit required



PRO TERRA™

PLUG-IN

Rheem® ProTerra® Plug-in Specifications



ProTerra Plug-in Heat Pump Water Heater – 120V Dedicated Circuit

DESCRIPTION				ENERGY INFO			FEATURES			TANK DIMENSIONS					
NOMINAL GALLON CAPACITY	RATED GALLON CAPACITY	MODEL NUMBER	ELECTRIC BREAKER (TIME DELAY) SIZE	VOLTAGE	UNIFORM ENERGY FACTOR (UEF)	COMPRESSOR BTU/H	FIRST HOUR RATING (GALLONS)	RECOVERY IN G.P.H. 60° F RISE	HEIGHT (A)	DIAMETER (B)	HEIGHT TO CONDENSATE (C)	HEIGHT TO COLD INLET & DRAIN (D)	HEIGHT TO HOT OUTLET AND T&P (E)	UNIT WT. (LBS)	APPROX. SHIP WT. (LBS)
50	46	PROPH50 T0 RH120	15A	120V	3.0	12,000	51	29	65"	22-1/4"	47-1/4"	3-5/8"	39-5/8"	210	252

ProTerra Plug-in Heat Pump Water Heater with HydroBoost and LeakGuard™ – 120V Shared Circuit

DESCRIPTION				ENERGY INFO			FEATURES			TANK DIMENSIONS						
NOMINAL GALLON CAPACITY	RATED GALLON CAPACITY	MODEL NUMBER	ELECTRIC BREAKER SIZE	VOLTAGE	UNIFORM ENERGY FACTOR (UEF)	COMPRESSOR BTU/H	FIRST HOUR RATING		RECOVERY IN G.P.H. 60° F RISE	HEIGHT (A)	DIAMETER (B)	HEIGHT TO CONDENSATE (C)	HEIGHT TO COLD INLET & DRAIN (D)	HEIGHT TO HOT OUTLET (E)	UNIT WT. (LBS)	APPROX. SHIP WT. (LBS)
							TANK SET POINT TEMP. (DEGREES °F)	GALLONS								
40	36	PROPH40 T0 RH120-MSO	15A	120V	2.8	4,200	140	45	12	63"	20-1/4"	47"	3-5/8"	39-5/8"	157	194
50	46	PROPH50 T0 RH120-MSO	15A	120V	3.0	4,200	140	55	12	62"	22-1/4"	47"	3-5/8"	39-5/8"	178	218
65	59	PROPH65 T0 RH120-MSO	15A	120V	3.12	4,200	128	63	12	65"	24-1/4"	49"	3-7/8"	42-3/8"	225	262
80	72	PROPH80 T0 RH120-MSO	15A	120V	3.46	4,200	132	84	12	75"	24-1/4"	59"	3-7/8"	42-3/8"	244	281

ProTerra Plug-in Heat Pump Water Heater with HydroBoost – 120V Shared Circuit

DESCRIPTION				ENERGY INFO			FEATURES			TANK DIMENSIONS						
NOMINAL GALLON CAPACITY	RATED GALLON CAPACITY	MODEL NUMBER ¹	ELECTRIC BREAKER SIZE	VOLTAGE	UNIFORM ENERGY FACTOR (UEF)	COMPRESSOR BTU/H	FIRST HOUR RATING		RECOVERY IN G.P.H. 60° F RISE	HEIGHT (A)	DIAMETER (B)	HEIGHT TO CONDENSATE (C)	HEIGHT TO COLD INLET & DRAIN (D)	HEIGHT TO HOT OUTLET (E)	UNIT WT. (LBS)	APPROX. SHIP WT. (LBS)
							TANK SET POINT TEMP. (DEGREES °F)	GALLONS								
40	36	PROPH40 T0 RH120-M	15A	120V	2.8	4,200	140	45	12	63"	20-1/4"	47"	3-5/8"	39-5/8"	157	194
50	46	PROPH50 T0 RH120-M	15A	120V	3.0	4,200	140	55	12	62"	22-1/4"	47"	3-5/8"	39-5/8"	178	218
65	59	PROPH65 T0 RH120-M	15A	120V	3.12	4,200	128	63	12	65"	24-1/4"	49"	3-7/8"	42-3/8"	225	262
80	72	PROPH80 T0 RH120-M	15A	120V	3.46	4,200	132	84	12	75"	24-1/4"	59"	3-7/8"	42-3/8"	244	281

¹M-models are LeakGuard and LeakSense ready. Easily add available leak sensor and shut-off valve upgrade kit.

NOTE: Uniform Energy Factor and rated gallon capacity based on Department of Energy (DOE) requirements. All units have integrated Wi-Fi control board.



Contact Us

Customer Service, Warranty, Parts

800.621.5622

Plumbing Support Team

866.339.2388

EcoNet® Technical Support

800.255.2388

Technical Service

800.HEATER3 (800.432.8373)

Technical Service for Heat Pump Water Heaters

800.995.0982



Visit us online at [Rheem.com/ProTerra](https://www.rheem.com/ProTerra)
or see your local distributor.

Rheem Water Heating

1115 Northmeadow Pkwy
Roswell, GA 30076

In keeping with its policy of continuous progress & program improvement, Rheem reserves the right to make changes without notice.

04/26 Form No. RH-PHP Rev. 7