



Tankless Quick Start Connection Guide  
Powered by EcoNet® technology

# Proven Performance Modern Design



# Welcome to Rheem® tankless **powered by EcoNet® technology**

Experience the ultimate in continuous hot water and convenience with Rheem RTGH Series Condensing, and RTG/ RTG-R Series Non-Condensing Tankless Water Heaters with built-in Wi-Fi powered by EcoNet technology. When downloaded to your smart device, the free EcoNet app allows you to control your water heater while on-the-go or at home.

Set the water temperature, monitor your energy use and get real-time alerts and notifications for added peace of mind. Plus, EcoNet is compatible with Alexa® and Google Home® voice control for smart home integration.



Follow the guide to enjoy easy setup up.

**Features** pages 4-5

**Setup** pages 6-11

**Amazon® Alexa® & Google® Home® Integration** pages 12-15



Say hello to

# control.

## Enjoy ultimate control from home or away.

The EcoNet app let's you optimize the Rheem® RTG/ RTG-R (select models) Series tankless water heater(s) from your smartphone. Control temperature and recirculation modes. Set customized schedules to fit your busy lifestyle. Receive information alerts like maintenance reminders and track energy usage



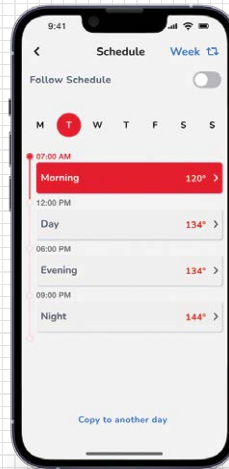
### Overview dashboard

View alert notifications, local weather and connected device status



### On demand pump control

Turn on recirculation pump at the touch of a button



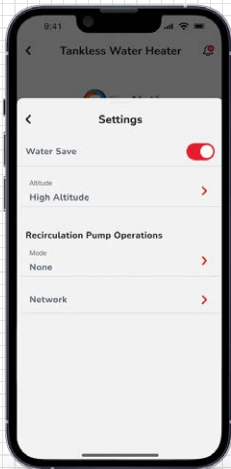
### Scheduling

Set temperature schedule and recirculation pump schedule (if equipped)



### Alerts, error codes and notification settings

Includes maintenance reminders and a scalding alert for set points above 120°F



## Water saving setting

Reduces water flow until set temperature is reached



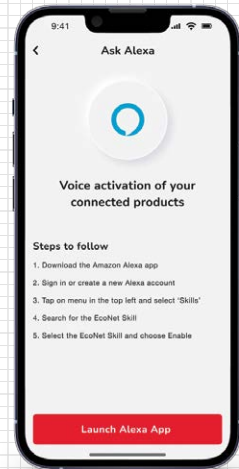
## Monitor energy consumption (kBTU)

View weekly, monthly, and yearly energy usage reports



## Monitor water consumption (gallons)

View weekly, monthly, and yearly energy usage reports



## Amazon Alexa and Google Home integration+ voice commands

See setup on pages 12 & 13



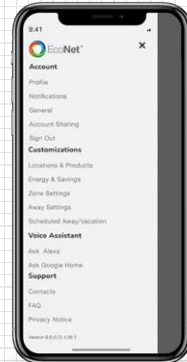
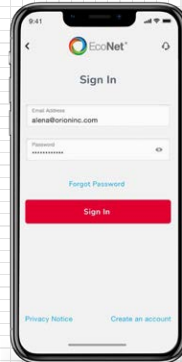


# Step 1 Download the free EcoNet® app

The EcoNet® App is available on Apple® and Android phones.



Scan to go directly to the to the Apple App Store or Google Play



1 On your Apple or Android phone, **visit** the App Store or Google Play

2 **Search** for and download the EcoNet® App

3 **Create an** EcoNet® account

4 **Enter** account information including water heater name and Contractor information (name, email, phone number)

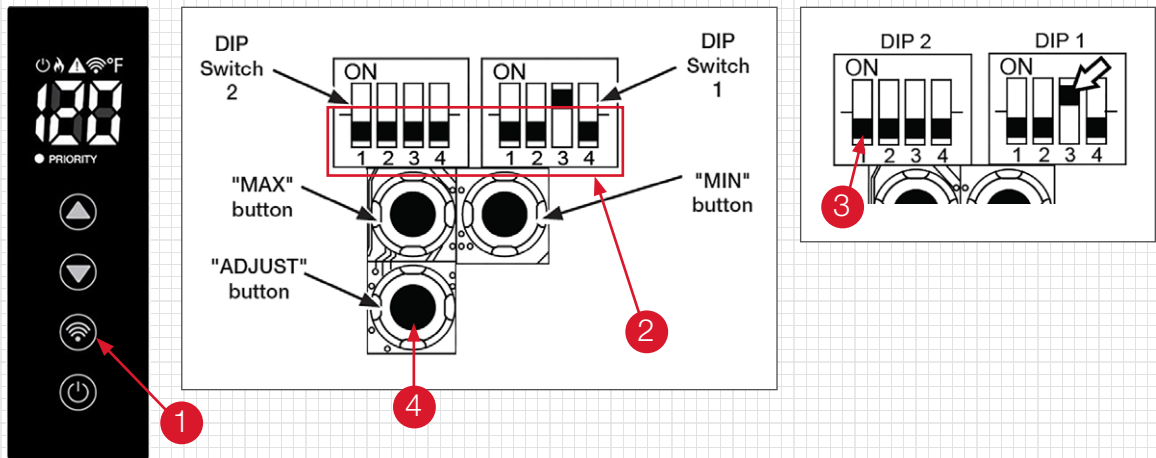


## Step 2 Begin setup on the tankless display

On-Demand recirculation is available on select models through the EcoNet® App.



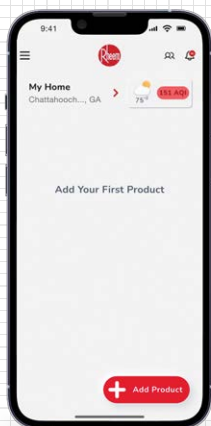
Units without recirculation step 1 only. Units with recirculation steps 1-5.



- 1 **Press and hold** the WiFi button on the display until the WiFi indicator begins flashing.
- 2 Ensure Switch 1 on DIP 2 and switch 4 on DIP 1 are in the **off position (down)**
- 3 In less than 10 seconds turn Switch 1 on DIP 2 **on-off-on-off**
- 4 Press the **ADJUST** button
- 5 The LED will **flash one time**

## Step 3 Connect water heater

Before setup, ensure your Rheem® RTGH (select models) and RTG/ RTG-R Series tankless gas water heater are set up and operating, and the EcoNet® App is installed.



**1** Click the “Add Product” button



**2** Select the digital control icon for your Rheem tankless display



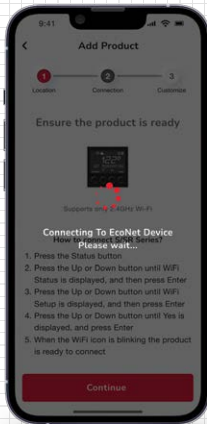
**3** Press “Continue” to begin connection process



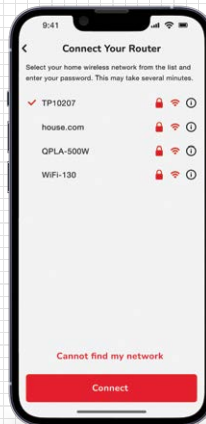
Scan to learn more about your Rheem® Product Warranty and to gain access to the Use And Care Guide.



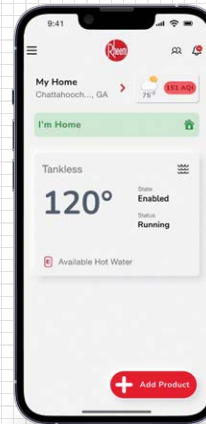
**TIP** In the event of a power outage, Rheem RTGH (select models) or RTG/RTG-R Series tankless gas water heater will automatically reconnect itself to Wi-Fi and the EcoNet® app when power is restored.



**4** **Connect** your water heater to your home Wi-Fi



**5** **Select** your Wi-Fi Network



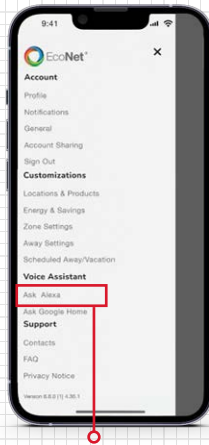
**6** Your water heater is now **connected**

# Amazon® Alexa® Integration

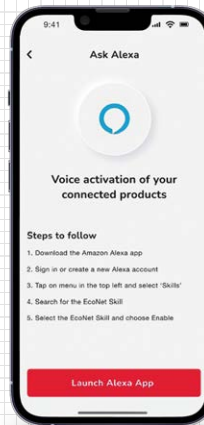
Before setup, ensure your Amazon® Echo account is set up, and the Alexa® App is installed.



**TIP** To change the name of your Rheem® tankless gas water heater, go to “Devices” on your Amazon Alexa. This device name will be what you reference when giving voice commands to Alexa. It should be different from other devices on the Alexa account.



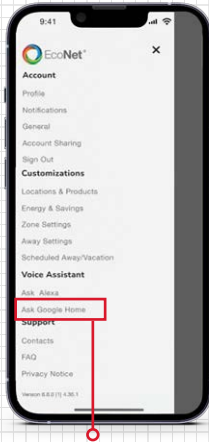
**1** On the EcoNet® app, **press** the Menu bar and select “Ask Alexa”



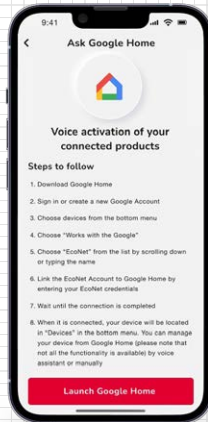
**2** **Click** “Launch Alexa App”

# Google® Home® Integration


Before setup, ensure your Amazon® Echo account is set up, and the Alexa® App is installed.



1 On the EcoNet® app, **press** the Menu bar and select “Ask Google Home”



2 **Click** “Launch Google Home App”

 **TIP** To change the name of your Rheem® tankless gas water heater, go to “Devices” on your Google Home. This device name will be what you reference when giving voice commands to Google. It should be different from other devices on the Google account.

# commands.

## Adjust Temperature

- Increase “Tankless” temperature by 10 degrees
- Increase “Tankless” by 6 degrees
- Decrease “Tankless” temperature by 6 degrees
- Decrease “Tankless” by 6 degrees
- Decrease “Tankless”
- Decrease “Tankless” temperature
- Increase “Tankless”
- Increase “Tankless” temperature
- Make water warmer/cooler

## Temperature Questions

- What is the “Tankless” temperature?
- Get the “Tankless” temperature

## Recirculation Pump Control (Select Models)

- Turn on recirculation on the “Tankless”
- Start recirculation on the “Tankless”

## Change Power State (On/Off)

- Turn on “Tankless”
- Turn off “Tankless”
- Turn “Tankless” on
- Turn “Tankless” off
- Turn (the) “Tankless” on
- Turn (the) “Tankless” off

## Change Setpoints

You may only change the setpoints when it is in Home Mode.

- Set setpoints to N degrees
- Adjust setpoints by N degrees
- Set “Tankless” temperature to 120 degrees
- Set “Tankless” to 130 degrees



Your Rheem® High Efficiency Tankless Water Heater is loaded with features to help you save money and reduce water waste. These ultra low NOx tankless solutions are up to 93% efficient to reduce energy costs.



engineered for life™

Let's  
**connect.**

**Customer Service,  
Warranty and Parts**  
800.621.5622

**Technical Service**  
800.HEATER3  
(800.432.8373)

**EcoNet® Support**  
800.255.2388

**Plumber Support  
Group**  
866.339.2388

*Please refer to the Use & Care Manual for additional details and instructions. Wi-Fi broadband internet connection required. Download the EcoNet® App from the App Store® or Google Play® to set up your EcoNet. Receipt of notifications depend on home Wi-Fi set up.*

*Amazon, Alexa and all related logos are trademarks of Amazon.com, Inc. or its affiliates. App Store is a service mark of Apple Inc., registered in the U.S. and other countries. Google, Google Play and the Google Play logo are trademarks of Google LLC.*

*EcoNet® is a registered trademark of Rheem Manufacturing Company.*

*© 2025 Rheem Manufacturing Company. Unless indicated otherwise, trademarks are owned by Rheem Manufacturing Company and its affiliates. Use of trademarks and marketing claims have been approved by Rheem legal. In keeping with its policy of continuous progress & program improvement, Rheem reserves the right to make changes without notice.*