



IKONIC[®]

THE NEW STANDARD
IN TANKLESS



Rheem[®] IKONIC[®] Super High Efficiency Condensing
Tankless Water Heater with Recirculation

Rheem.com/Ikonic

DELIVERING MORE OF WHAT YOU WANT

Now, it's easier than ever to give homeowners an advanced, continuous hot water solution with the new Rheem® IKONIC® Super High Efficiency Condensing Tankless Water Heaters. They're intelligently designed for compatibility with many applications, offer uncomplicated installations and service, and are backed by unmatched support.

ONE UNIT FOR INDOOR OR
OUTDOOR INSTALLATION*
*Outdoor kit required

LONG PVC VENT RUNS AND
FLEX VENT CAPABILITY
(Up to 50')

COMPACT, SPACE-
SAVING DESIGN

RHEEM'S MOST EFFICIENT
GAS WATER HEATER¹

CONTINUOUS HOT WATER
(Built-in Recirculation Pump
-SR-Series only)

ONE UNIT FOR BOTH
NATURAL GAS AND
LP APPLICATIONS
(Gas conversion kit included)

INTEGRATED FULL-TEXT
DIGITAL CONTROLS
(With EcoNet® capability built-in
on SR-Series)

RELIABLE
TEMPERATURE CONTROL
(Can be adjusted for any household use)



EASY TO SELL. FLEXIBLE INSTALL. FASTER SERVICE.



Faster Servicing

Disassemble with a single Phillips screwdriver for faster servicing



Maintenance Notice Setting

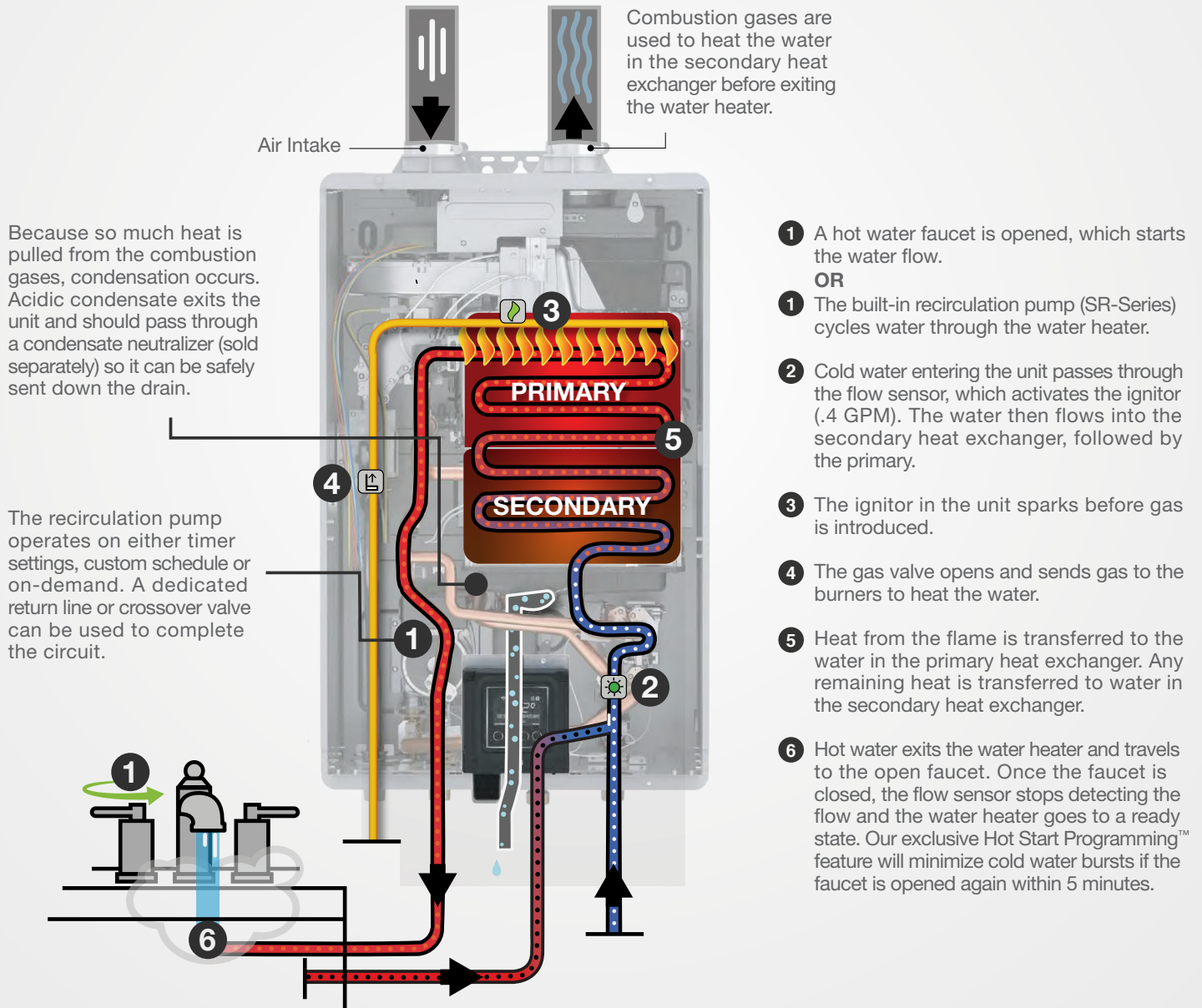
Get service reminders to maintain optimal performance—customizable alert is based on water quality and maintenance frequency (set at 500, 750 or 1,000 hours)



Reduced Callbacks

Integrated full text display means no more DIP switches to adjust and confidence that the unit is up and running before you leave

HOW A RHEEM® IKONIC® CONDENSING TANKLESS GAS WATER HEATER WORKS



Built-in Recirculation Pump (SR-Series)

Helps save up to 12,000 gallons of water from being wasted down the drain annually

that's over **\$1,000**
in water costs over
15 years²

SMALL IN SIZE. BIG ON PERFORMANCE.

Super High Efficiency

Rheem's most efficient gas water heater – 0.96 UEF¹

High-Altitude Compliant

Up to 10,200 feet³

Exclusive Hot Start Programming™

No need for a buffer tank! Eliminates cold water bursts for continuous hot water even in stop and start situations.

More Reliable Temperatures


Best-in-Class Turn Down Ratio (TDR)¹ means Rheem® IKONIC® can achieve tighter control over temperature output even during lower demand.

Extra Durability

Dual stainless steel condensing heat exchanger with down-fire pre-mix burner is designed to last and backed by the industry's most comprehensive 15-year warranty.¹

Enhanced Safety

Exclusive Overheat Film Wrap feature is designed to shut down the system in the event that the heat exchanger overheats.



Saves Money & Energy

Rheem's most efficient gas water heater leads to big energy cost savings

Up to 36% in energy costs per year⁴



Outdoor Conversion Kit Available
Part number: RTGH-SX

ENERGY EFFICIENT. ENVIRONMENTALLY FRIENDLY.

Shower, do the dishes, and wash the laundry—all while improving air quality by reducing greenhouse gas NOx emissions⁵ up to 65% for a cleaner environment.

Uses up to 36%⁵ less energy than a 50-gallon tank to help minimize your impact on the environment.

NOT JUST BETTER, SMARTER.

Built-in EcoNet[®] Wi-Fi (SR-Series) lets homeowners optimize Rheem[®] IKONIC[®] from their smart phone. Control temperature and recirculation modes and receive important information alerts like:

- Mobile alerts for notifications / maintenance reminders⁶
- Energy and water usage reports



FITS IN MORE PLACES & TIGHT SPACES

Install Where You Need To

Rheem® IKONIC® provides maximum install flexibility with its compact size and industry-best 1/2" side to side clearance¹

Use In More Regions

Rheem® IKONIC® is ready for more climates and landscapes with high altitude compatibility

Tank to Tankless Upgrades Made Easy

Longer vent runs, ability to use room air, ability to flex vent in existing B-vent and ability to run on a 1/2" gas line allow for a cleaner, faster and easier installation

Common Vent

Can common vent two tankless units for fewer wall penetrations making it easier to install and offering more flexible options



BUILT-IN RECIRCULATION SETTINGS

Select from 3 settings on the SR-Series:

- Timer Based (Performance or Energy Saver)
- Custom Schedule (operates in Performance mode during select times)
- On-demand

ROOM AIR INTAKE FOR GREATER FLEXIBILITY




Rheem® IKONIC® can be installed either with direct vent (outside air) or non-direct vent (room air) intake. Room air intake allows maximum installation flexibility in an open area like a basement or garage, as well as in smaller spaces like a closet with full louvered door.

Room air volume must meet the National Fuel Gas Code, ANSI Z223.1 /NFPA 54. When minimum room air volume is not available, install direct venting. Consult with the product use and care manual for venting and air intake requirements.

DESIGNED TO MAKE YOUR JOB EASIER

The quick hang sliding bracket system is designed to make one-person installations safe and simple. Just mount the hanging bracket to the wall, slide the unit on to align it and secure at top and bottom.



HELP YOUR CUSTOMERS START SAVING TODAY

Learn more at Rheem.com/IKonic
or ask your local distributor



Rheem® IKONIC® Specifications

Rheem Model Number		RTGH-S84i RTGH-SR84i	RTGH-S10i RTGH-SR10i	RTGH-S11i RTGH-SR11i
Gas Input Rate	MAX	157,000 BTU/h	180,000 BTU/h	199,900 BTU/h
	MIN	11,000 BTU/h	11,000 BTU/h	11,000 BTU/h
Uniform Energy Factor (UEF)		0.96		
Gallons Per Minute (GPM)	MAX (35°F)	8.4	10.1	11.2
	45°F Rise	6.9	7.9	8.8
	67°F Rise	4.6	5.3	5.9
Number of Bathrooms ⁷		🚿🚿🚿	🚿🚿🚿🚿	🚿🚿🚿🚿
Temp. Range		85°F - 140°F		
Temp. Setting from Factory		120°F		
Installation Type		Indoor (Outdoor Conversion Kit sold separately: RTGH-SX)		
Fuel Type		Compatible with Natural Gas and LP (ships NG with LP conversion kit included)		
Heat Exchanger Material		Primary: Stainless Steel – Secondary: Stainless Steel		
Minimum Activation Flow		0.4 GPM		
Minimum Continuous Flow		0.26 GPM		
Maximum Altitude		10,200 ft.		
Ultra Low NOx		Yes (SCAQMD compliant)		
Warranty		15 Year Heat Exchanger 5-Year Parts 1-Year Labor		



CONTACT US

**Customer Service,
Warranty and Parts:**
800.621.5622

Technical Service:
800.HEATER3
(800.432.8373)

EcoNet® Support:
800.255.2388

**Plumber Support
Group:**
866.339.2388

¹Based on comparison of Rheem® IKONIC® S/SR models against similar models from leading tankless competitors. ²Based on continuous built-in recirculation pump (SR-Series only, S-Series compatible with external pump accessory) compared to average water loss of residential water piping. ³Please refer to the Use & Care Manual for additional details and instructions. ⁴Based on comparison of Rheem® IKONIC® S/SR models against standard residential 50-gallon tank type model with like fuel type. Savings for Liquid Propane models may be higher. ⁵Based on reduction in energy usage comparison of Rheem® IKONIC® S/SR models against standard residential atmospheric 50-gallon tank type model with like fuel type, not to exceed 75,000 BTU. ⁶Wi-Fi broadband internet connection required. Download the EcoNet® App from the App Store® or Google Play® to set up your EcoNet Smart Thermostat. Receipt of notifications depend on home Wi-Fi set up. Amazon, Alexa and all related logos are trademarks of Amazon.com, Inc. or its affiliates. ⁷Based on simultaneous showers using 2.5 GPM flow rate pre-mixed with cold water line. Flow rates vary depending on temperature of incoming cold water and water heater set temperature. Refer to flow rate curves for accurate sizing.

©Rheem Manufacturing Company 2022. Unless indicated otherwise, trademarks are owned by Rheem Manufacturing Company and its affiliates. Use of trademarks and marketing claims have been approved by Rheem legal. In keeping with its policy of continuous progress & program improvement, Rheem reserves the right to make changes without notice.